



Motodes - Cuna de Campeones Circuit

15 - 16 de Mayo 2010

Circuit de la C.Valenciana

Length: 4005 metros

Results

1 Ent.Cronometrado

MICHELIN P.C.

Pos.	N.	Rider	Team	Motorcycle	Nat.	Best Lap	iL	Laps	Gap	Interval	Speed	Cat.
1	95	CARBONERO,Iván	MC Carbal	Kawasaki	ESP	01:44,183	4	10			138,39	SS
2	61	PALAU,Julio	CMC Albacete	Kawasaki	ESP	01:44,988	11	11	00:00,805	00:00,805	137,33	SS
3	11	OLIVA,Oriol	Ventaneumáticos	Yamaha	ESP	01:45,002	10	11	00:00,819	00:00,014	137,31	SE1
4	74	BADIA,Albert		Yamaha	ESP	01:46,746	10	11	00:02,563	00:01,744	135,07	EXT
5	67	VALLS,Jordi	CC Motor	Honda	ESP	01:46,854	8	12	00:02,671	00:00,108	134,93	SS
6	123	BERGA,Enrique	SRW	Yamaha	ESP	01:47,128	5	6	00:02,945	00:00,274	134,59	SE1
7	54	MUNERA,Blas		Yamaha	ESP	01:47,777	9	11	00:03,594	00:00,649	133,78	EXT
8	36	GUTIERREZ,Oscar		Yamaha	ESP	01:47,903	12	13	00:03,720	00:00,126	133,62	SE1
9	17	SANTOS,Raúl	R.100 Motostion	Honda	ESP	01:49,008	4	7	00:04,825	00:01,105	132,27	SE1
10	80	FOLCH,Joan	Ilusión T.	Yamaha	ESP	01:49,365	10	13	00:05,182	00:00,357	131,83	EXT
11	79	LLORENES,Pere	MC Sant Hilari	Yamaha	ESP	01:49,823	4	6	00:05,640	00:00,458	131,28	SS
12	21	FERNANDEZ,Luis	T.SP2	Yamaha	ESP	01:49,864	11	12	00:05,681	00:00,041	131,23	SE6
13	177	URRACA,Luis M.	CMC Albacete	Suzuki	ESP	01:50,072	11	14	00:05,889	00:00,208	130,99	EXT
14	220	SANCHEZ,Kevin	CM Cartagena	Kawasaki	ESP	01:50,193	8	9	00:06,010	00:00,121	130,84	SE6
15	35	PERU,Mario	Skulls	Suzuki	ESP	01:50,267	6	8	00:06,084	00:00,074	130,76	EXT
16	23	ROIG,Josep A.		Honda	ESP	01:50,681	13	14	00:06,498	00:00,414	130,27	SE6
17	31	GOMIS,Juan	CMC Albacete	Yamaha	ESP	01:50,740	8	11	00:06,557	00:00,059	130,2	SE6
18	84	CARRILLI,Jose M.	MC Fuente Alamo	Honda	ESP	01:50,944	8	12	00:06,761	00:00,204	129,96	SS
19	1	MULERO,Aitor	MC Pirineus	Honda	AND	01:51,100	7	9	00:06,917	00:00,156	129,77	SE6
20	55	DIAZ,Rubén	CMC Albacete	Kawasaki	ESP	01:51,403	10	10	00:07,220	00:00,303	129,42	SS
21	12	RODRIGUEZ,Fran	Ilusión T.	Yamaha	ESP	01:51,683	8	10	00:07,500	00:00,280	129,1	SE6
22	41	ALONSO,Koldo	GG Team	Yamaha	ESP	01:51,725	11	12	00:07,542	00:00,042	129,05	SE6
23	99	ALVAREZ,Alberto	Moto del Olmo	Yamaha	ESP	01:51,922	4	11	00:07,739	00:00,197	128,82	EXT
24	27	RODRIGUEZ,Jose	R.100 Motostion	Yamaha	ESP	01:52,689	10	10	00:08,506	00:00,767	127,95	SE6
25	13	GUZMAN,Isidoro	CMC Albacete	Yamaha	ESP	01:53,232	9	11	00:09,049	00:00,543	127,33	SE6
26	59	ZABALA,Osoitz	GG Team	Suzuki	ESP	01:53,293	6	8	00:09,110	00:00,061	127,26	SS
27	112	TRIAS,David	Ventaneumáticos	Suzuki	ESP	01:53,606	8	8	00:09,423	00:00,313	126,91	EXT
28	73	LOZANO,Francisco	CMC Albacete	Kawasaki	ESP	01:53,781	6	10	00:09,598	00:00,175	126,72	SS
29	96	RODRIGUEZ,Fco.J.	R.100 Motostion	Yamaha	ESP	01:56,246	10	11	00:12,063	00:02,465	124,03	SS
30	46	PEDRO,Fco.De	CMM Deportivo	Yamaha	ESP	01:57,832	6	7	00:13,649	00:01,586	122,36	SE6
31	33	BENJUMEA,Manuel	Ventaneumáticos	Suzuki	ESP	01:57,843	4	9	00:13,660	00:00,011	122,35	SE1
32	45	JIMENEZ,Jose L.		Suzuki	ESP	01:58,893	8	10	00:14,710	00:01,050	121,27	SS
33	77	ALONSO,Patxi	GG Team	Honda	ESP	02:01,145	6	7	00:16,962	00:02,252	119,01	SS
34	65	MONTESINOS,Juan	R.100 Motostion	Kawasaki	ESP	02:04,182	2	2	00:19,999	00:03,037	116,1	SS
35	16	CRUZ,Fco. De La		Yamaha	ESP	02:19,089	2	3	00:34,906	00:14,907	103,66	SE6
36	53	MARTIN,Iván	Bravo&Bravo	Yamaha	ESP	02:32,019	2	2	00:47,836	00:12,930	94,84	SS

Circuit de la C.Valenciana

Final Official

Provisional Official

Length: 4005 m. Hour: 10:09

JURY:

Hour:

C.of the Course:

Hour:

C.Timekeeper:

Hour: 10:39:48



CROHOCIRCUIT: oscar.gutierrez@circuitvalencia.com

Master Timing, Sport Timing Systems, www.mastertiming.es www.cronoline.es by Eventronic www.eventronic.es 19FJAP63



Motodes - Cuna de Campeones Circuit

VUELTA A VUELTA SECTORES 1 Ent.Cronometrado MICHELIN P.C.


1 - MULERO,Aitor							P.Vmax: 27	T. Ideal: 01:51,100
V. Tiempo	Sector 1	Sector 2	Sector 3	Sector 4	V.Max	Hora		
1	START	05:00,394	00:39,031	00:32,960	00:40,256			10:16:53
2	02:03,009	00:29,215	00:32,026	00:28,705	00:33,063	223,14		10:18:56
3	01:56,410	00:26,767	00:30,584	00:27,331	00:31,728	231,26		10:20:52
4	01:57,034	00:28,393	00:30,286	00:27,203	00:31,152	231,26		10:22:49
5	01:53,278	00:25,960	00:29,531	00:27,065	00:30,722	231,76		10:24:42
6	01:53,655	00:26,329	00:29,868	00:26,632	00:30,826	230,28		10:26:36
7	01:51,100	00:25,644	00:29,166	00:26,119	00:30,171	228,81		10:28:27
8	PIT	01:33,552	00:30,965	00:27,228	00:39,683	231,76		10:31:39
9	03:31,350	01:59,717	00:33,639	00:26,917	00:31,077			10:35:10
11 - OLIVA,Oriol							P.Vmax: 1	T. Ideal: 01:44,787
V. Tiempo	Sector 1	Sector 2	Sector 3	Sector 4	V.Max	Hora		
1	START	02:23,710	00:36,232	00:29,348	00:32,301			10:14:02
2	01:49,711	00:24,169	00:28,985	00:26,157	00:30,400	267,99		10:15:51
3	01:48,555	00:23,715	00:28,537	00:26,423	00:29,880	266,01		10:17:40
4	01:47,200	00:23,657	00:28,899	00:25,168	00:29,476	266,01		10:19:27
5	PIT	00:23,726	00:28,376	00:25,258	00:35,902	266,67		10:21:20
6	06:19,233	04:52,011	00:30,173	00:26,320	00:30,729			10:27:40
7	01:47,999	00:23,929	00:28,773	00:25,839	00:29,458	262,77		10:29:28
8	01:47,567	00:23,689	00:28,042	00:26,129	00:29,707	264,06		10:31:15
9	01:45,284	00:23,268	00:27,866	00:24,792	00:29,358	262,77		10:33:00
10	01:45,002	00:23,433	00:27,916	00:24,463	00:29,190	264,06		10:34:45
11	PIT	00:23,516	00:34,680	00:33,192	00:47,121	262,77		10:37:04
12 - RODRIGUEZ,Fran							P.Vmax: 15	T. Ideal: 01:49,593
V. Tiempo	Sector 1	Sector 2	Sector 3	Sector 4	V.Max	Hora		
1	START	01:27,258	00:32,120	00:26,939	00:32,002			10:12:58
2	01:52,247	00:25,039	00:29,847	00:25,749	00:31,612	238,94		10:14:51
3	01:52,294	00:25,356	00:30,128	00:25,986	00:30,824	243,79		10:16:43
4	02:17,668	00:24,484	00:28,921	00:25,525	00:58,738	237,89		10:19:01
5	01:57,987	00:27,609	00:31,472	00:27,225	00:31,681	213,86		10:20:59
6	PIT	00:25,250	00:32,232	00:27,192	00:41,015	237,36		10:23:04
7	06:56,338	05:22,843	00:32,283	00:30,549	00:30,663			10:30:01
8	01:51,683	00:24,869	00:29,618	00:26,119	00:31,077	237,89		10:31:52
9	02:02,856	00:24,832	00:29,068	00:27,959	00:40,997	237,36		10:33:55
10	PIT	00:26,335	00:29,865	00:25,854	00:41,595	226,89		10:35:59
13 - GUZMAN,Isidoro							P.Vmax: 27	T. Ideal: 01:52,288
V. Tiempo	Sector 1	Sector 2	Sector 3	Sector 4	V.Max	Hora		
1	START	00:42,033	00:36,926	00:33,321	00:35,517			10:12:28
2	02:03,116	00:28,116	00:32,661	00:28,990	00:33,349	224,07		10:14:31
3	01:56,510	00:26,965	00:30,958	00:27,141	00:31,446	224,07		10:16:28
4	01:54,595	00:25,847	00:30,401	00:27,009	00:31,338	227,85		10:18:22
5	01:53,521	00:25,778	00:30,079	00:26,758	00:30,906	228,33		10:20:16
6	01:53,487	00:25,564	00:30,406	00:26,548	00:30,969	231,76		10:22:09
7	PIT	00:25,932	00:30,196	00:26,238	00:40,515	229,30		10:24:12
8	02:56,358	01:25,662	00:31,833	00:27,224	00:31,639			10:27:08
9	01:53,232	00:25,775	00:30,307	00:26,433	00:30,717	227,37		10:29:02
10	01:54,933	00:27,608	00:29,769	00:26,733	00:30,823	200,74		10:30:57
11	PIT	00:25,899	00:29,983	00:26,501	00:40,948	227,37		10:33:00
16 - CRUZ,Fco. De La							P.Vmax: 34	T. Ideal: 02:19,089
V. Tiempo	Sector 1	Sector 2	Sector 3	Sector 4	V.Max	Hora		
1	START	01:09,786	00:39,655	00:34,094	00:39,156			10:13:03
2	02:19,089	00:29,637	00:37,719	00:33,378	00:38,355	223,60		10:15:22
3	PIT	00:29,982	00:41,536	00:37,705	00:56,080	216,87		10:18:07
17 - SANTOS,Raúl							P.Vmax: 3	T. Ideal: 01:49,008
V. Tiempo	Sector 1	Sector 2	Sector 3	Sector 4	V.Max	Hora		
1	START	01:05,745	00:34,523	00:28,861	00:33,067			10:12:42
2	01:55,110	00:26,464	00:30,834	00:26,416	00:31,396	232,26		10:14:37
3	01:54,526	00:25,705	00:30,659	00:26,824	00:31,338	235,29		10:16:32
4	PIT	00:25,544	00:30,080	00:27,150	00:40,281	233,26		10:18:35
5	05:46,727	04:11,654	00:35,103	00:27,453	00:32,517			10:24:22
6	01:54,622	00:26,614	00:30,198	00:26,611	00:31,199	231,76		10:26:16
21 - FERNANDEZ,Luis							P.Vmax: 19	T. Ideal: 01:49,557
V. Tiempo	Sector 1	Sector 2	Sector 3	Sector 4	V.Max	Hora		
1	START	00:37,447	00:36,925	00:32,448	00:35,122			10:12:22
2	02:01,739	00:28,073	00:32,771	00:28,367	00:32,528	234,27		10:14:24
3	PIT	00:26,698	00:31,104	00:27,928	00:37,288	236,32		10:16:27
4	05:03,450	03:32,813	00:30,877	00:26,998	00:32,762			10:21:30
5	01:55,160	00:25,976	00:30,541	00:27,646	00:30,997	233,26		10:23:25
6	01:53,582	00:25,812	00:30,230	00:26,603	00:30,937	237,36		10:25:19
7	01:52,872	00:26,552	00:29,765	00:26,273	00:30,282	229,79		10:27:12
8	01:52,521	00:25,564	00:30,855	00:25,824	00:30,278	236,84		10:29:04
9	01:50,984	00:25,371	00:29,507	00:25,912	00:30,194	237,36		10:30:55
10	01:50,456	00:25,148	00:29,452	00:25,613	00:30,243	235,29		10:32:46
11	01:49,864	00:24,718	00:29,084	00:25,920	00:30,142	234,78		10:34:36
12	PIT	00:25,244	00:30,362	00:25,871	00:40,596	238,94		10:36:38
23 - ROIG,Josep A.							P.Vmax: 30	T. Ideal: 01:49,264
V. Tiempo	Sector 1	Sector 2	Sector 3	Sector 4	V.Max	Hora		
1	START	00:28,493	00:31,683	00:28,938	00:31,029			10:12:00
2	01:56,456	00:25,990	00:31,705	00:27,451	00:31,310	227,85		10:13:57
3	01:51,906	00:25,395	00:29,520	00:26,144	00:30,847	228,33		10:15:49
4	01:51,246	00:25,155	00:28,899	00:26,542	00:30,650	225,47		10:17:40
5	01:51,876	00:25,437	00:29,414	00:25,773	00:31,252	229,30		10:19:32
6	01:51,314	00:25,084	00:28,821	00:26,761	00:30,648	229,30		10:21:23
7	01:52,269	00:24,894	00:29,199	00:27,149	00:31,027	229,30		10:23:15
8	01:53,237	00:26,520	00:29,843	00:25,887	00:30,987	225,00		10:25:09
9	01:53,144	00:27,111	00:29,121	00:26,283	00:30,629	220,86		10:27:02
10	02:00,272	00:25,932	00:36,923	00:26,691	00:30,726	222,68		10:29:02
11	01:51,176	00:26,428	00:29,199	00:25,250	00:30,299	210,53		10:30:53
12	01:51,384	00:25,361	00:29,209	00:26,106	00:30,708	224,53		10:32:45
13	01:50,681	00:25,075	00:29,092	00:26,146	00:30,368	229,79		10:34:35
14	PIT	00:25,523	00:31,975	00:25,714	01:05,375	225,47		10:37:04
27 - RODRIGUEZ,Jose							P.Vmax: 33	T. Ideal: 01:52,221
V. Tiempo	Sector 1	Sector 2	Sector 3	Sector 4	V.Max	Hora		
1	START	01:55,229	00:34,300	00:29,306	00:34,290			10:13:33
2	01:59,370	00:27,741	00:31,216	00:27,647	00:32,766	206,50		10:15:33
3	01:55,216	00:26,434	00:30,509	00:26,772	00:31,501	223,14		10:17:28
4	PIT	00:25,977	00:29,992	00:26,943	00:42,214	225,47		10:19:33
5	06:03,794	04:34,115	00:31,132	00:26,936	00:31,611			10:25:37
6	01:54,970	00:27,073	00:29,795	00:26,697	00:31,405	211,76		10:27:32
7	01:55,121	00:26,532	00:30,049	00:26,857	00:31,683	223,60		10:29:27
8	01:53,706	00:26,090	00:29,522	00:26,987	00:31,107	222,68		10:31:21
9	01:53,371	00:25,591	00:30,093	00:26,326	00:31,361	226,89		10:33:14
10	01:52,689	00:25,742	00:29,276	00:26,643	00:31,028	222,68		10:35:07
31 - GOMIS,Juan							P.Vmax: 22	T. Ideal: 01:49,968
V. Tiempo	Sector 1	Sector 2	Sector 3	Sector 4	V.Max	Hora		
1	START	01:05,745	00:34,523	00:28,861	00:33,067			10:12:42
2	01:55,110	00:26,464	00:30,834	00:26,416	00:31,396	232,26		10:14:37
3	01:54,526	00:25,705	00:30,659	00:26,824	00:31,338	235,29		10:16:32
4	PIT	00:25,544	00:30,080	00:27,150	00:40,281	233,26		10:18:35
5	05:46,727	04:11,654	00:35,103	00:27,453	00:32,517			10:24:22
6	01:54,622	00:26,614	00:30,198	00:26,611	00:31,199	231,76		10:26:16



**Motodes - Cuna de Campeones Circuit****VUELTA A VUELTA SECTORES 1 Ent.Cronometrado MICHELIN P.C.**

7	01:52,303	00:25,462	00:29,397	00:26,489	00:30,955	231,26	10:28:09	1	START	05:44,953	00:35,035	00:29,655	00:33,416		10:17:23
8	01:50,740	00:24,880	00:29,345	00:25,826	00:30,689	232,76	10:29:59	2	02:01,993	00:27,323	00:32,214	00:28,590	00:33,866	218,62	10:19:25
9	01:51,913	00:25,414	00:29,894	00:25,818	00:30,787	232,26	10:31:51	3	01:59,932	00:27,020	00:31,874	00:28,279	00:32,759	216,43	10:21:25
10	01:50,949	00:25,402	00:29,175	00:25,712	00:30,660	238,41	10:33:42	4	01:59,845	00:26,816	00:31,602	00:28,325	00:33,102	217,74	10:23:25
11	01:50,811	00:25,604	00:28,999	00:25,429	00:30,778	234,27	10:35:33	5	02:00,093	00:27,255	00:31,835	00:28,036	00:32,967	216,43	10:25:25
33 - BENJUMEA,Manuel P.Vmax: 19 T. Ideal: 01:56,771								46 - PEDRO,Fco.De P.Vmax: 25 T. Ideal: 01:57,691							
V. Tiempo	Sector 1	Sector 2	Sector 3	Sector 4	V.Max	Hora		V. Tiempo	Sector 1	Sector 2	Sector 3	Sector 4	V.Max	Hora	
1	START	02:20,798	00:35,841	00:32,317	00:37,228		10:14:06	1	START	08:36,390	00:34,162	00:28,998	00:37,087		10:20:17
2	02:03,511	00:28,392	00:32,686	00:29,051	00:33,382	227,37	10:16:10	2	PIT	00:34,540	00:38,386	00:35,312	00:41,879	233,26	10:22:47
3	01:58,753	00:27,086	00:31,522	00:27,747	00:32,398	233,77	10:18:09	3	05:09,070	03:35,521	00:32,376	00:28,324	00:32,849		10:27:56
4	01:57,843	00:26,841	00:31,055	00:28,019	00:31,928	237,36	10:20:06	4	02:00,457	00:28,036	00:31,823	00:27,779	00:32,819	231,76	10:29:56
5	01:57,980	00:26,543	00:31,327	00:27,845	00:32,265	238,94	10:22:04	5	01:59,266	00:27,669	00:31,954	00:27,464	00:32,179	233,26	10:31:56
6	PIT	00:26,881	00:31,262	00:27,527	00:40,285	229,30	10:24:10	6	01:57,832	00:27,021	00:31,027	00:27,490	00:32,294	235,29	10:33:53
7	07:13,378	05:42,819	00:30,827	00:27,569	00:32,163		10:31:24	7	01:58,535	00:27,305	00:31,066	00:27,628	00:32,536	231,76	10:35:52
8	01:58,346	00:26,611	00:31,056	00:28,324	00:32,355	224,53	10:33:22	53 - MARTIN,Iván P.Vmax: 36 T. Ideal: 00:00,000							
9	01:58,123	00:27,034	00:31,038	00:27,473	00:32,578	230,77	10:35:20	V. Tiempo	Sector 1	Sector 2	Sector 3	Sector 4	V.Max	Hora	
35 - PERU,Mario P.Vmax: 8 T. Ideal: 01:49,155								1	START						10:21:35
V. Tiempo	Sector 1	Sector 2	Sector 3	Sector 4	V.Max	Hora		2	02:32,019						10:24:07
1	START	00:28,383	00:31,466	00:29,047	00:32,690		10:12:02	54 - MUNERA,Blas P.Vmax: 9 T. Ideal: 01:47,034							
2	01:55,958	00:25,761	00:31,665	00:26,640	00:31,892	244,34	10:13:58	V. Tiempo	Sector 1	Sector 2	Sector 3	Sector 4	V.Max	Hora	
3	01:51,750	00:25,010	00:29,457	00:26,112	00:31,171	252,34	10:15:49	1	START						10:17:17
4	01:50,915	00:25,069	00:28,876	00:26,267	00:30,703	249,42	10:17:40	2	01:52,271	00:26,061	00:29,621	00:26,150	00:30,439	244,34	10:19:10
5	01:51,005	00:25,520	00:29,042	00:25,802	00:30,641	251,75	10:19:31	3	01:50,360	00:25,212	00:29,076	00:25,782	00:30,290	249,42	10:21:00
6	01:50,267	00:24,251	00:28,524	00:26,914	00:30,578	250,58	10:21:22	4	01:49,248	00:24,791	00:28,559	00:25,446	00:30,452	252,34	10:22:49
7	01:57,007	00:25,348	00:29,908	00:28,462	00:33,289	253,52	10:23:19	5	01:48,662	00:24,819	00:28,663	00:25,343	00:29,837	248,28	10:24:38
8	PIT	00:26,056	00:36,129	00:36,284	00:52,340	234,27	10:25:49	6	01:48,673	00:25,305	00:28,194	00:25,314	00:29,860	242,15	10:26:27
36 - GUTIERREZ,Oscar P.Vmax: 6 T. Ideal: 01:47,253								7	01:47,915	00:24,616	00:28,300	00:25,115	00:29,884	247,71	10:28:14
V. Tiempo	Sector 1	Sector 2	Sector 3	Sector 4	V.Max	Hora		8	01:48,729	00:24,935	00:28,257	00:25,930	00:29,607	247,71	10:30:03
1	START	01:54,573	00:34,260	00:29,240	00:32,474		10:13:31	9	01:47,777	00:24,556	00:27,981	00:25,357	00:29,883	246,58	10:31:51
2	01:55,190	00:26,351	00:31,892	00:26,259	00:30,688	255,92	10:15:26	10	01:48,220	00:24,331	00:28,132	00:25,860	00:29,897	251,75	10:33:39
3	01:53,476	00:26,062	00:30,418	00:26,589	00:30,407	253,52	10:17:19	11	PIT	00:25,972	00:29,158	00:26,314	00:40,652	238,41	10:35:41
4	01:50,536	00:25,269	00:29,510	00:25,756	00:30,001	256,53	10:19:10	55 - DIAZ,Rubén P.Vmax: 19 T. Ideal: 01:51,403							
5	01:50,469	00:25,268	00:28,975	00:26,017	00:30,209	239,47	10:21:00	V. Tiempo	Sector 1	Sector 2	Sector 3	Sector 4	V.Max	Hora	
6	01:49,126	00:24,973	00:28,929	00:25,181	00:30,043	247,14	10:22:49	1	START	02:23,595	00:36,078	00:29,436	00:33,519		10:14:03
7	01:49,775	00:24,929	00:28,854	00:25,715	00:30,277	241,07	10:24:39	2	02:02,204	00:28,556	00:31,901	00:29,551	00:32,196	233,77	10:16:05
8	02:01,317	00:25,392	00:28,807	00:26,811	00:40,307	252,34	10:26:41	3	01:57,925	00:26,518	00:31,258	00:28,055	00:32,094	236,84	10:18:03
9	01:49,866	00:24,805	00:28,749	00:25,881	00:30,431	246,01	10:28:30	4	01:54,500	00:26,479	00:30,087	00:26,681	00:31,253	238,94	10:19:57
10	01:49,930	00:25,491	00:28,904	00:25,606	00:29,929	251,16	10:30:20	5	01:57,181	00:26,434	00:31,289	00:27,298	00:32,160	236,32	10:21:55
11	01:51,843	00:25,986	00:29,521	00:25,242	00:31,094	236,32	10:32:12	6	01:54,665	00:26,309	00:29,973	00:27,090	00:31,293	235,29	10:23:49
12	01:47,903	00:24,666	00:28,425	00:25,311	00:29,501	254,72	10:34:00	7	PIT	00:26,848	00:29,877	00:27,056	00:37,569	236,32	10:25:51
13	01:48,725	00:24,295	00:28,276	00:25,352	00:30,802	255,32	10:35:49	8	05:57,551	04:28,782	00:30,629	00:26,794	00:31,346		10:31:48
41 - ALONSO,Koldo P.Vmax: 26 T. Ideal: 01:51,196								9	01:52,940	00:26,286	00:29,661	00:26,274	00:30,719	232,26	10:33:41
V. Tiempo	Sector 1	Sector 2	Sector 3	Sector 4	V.Max	Hora		10	01:51,403	00:25,652	00:29,166	00:26,027	00:30,558	232,76	10:35:32
1	START	00:38,867	00:37,798	00:33,868	00:35,713		10:12:26	59 - ZABALA,Osoitz P.Vmax: 23 T. Ideal: 01:52,687							
2	02:01,072	00:27,486	00:32,277	00:28,886	00:32,423	227,37	10:14:27	V. Tiempo	Sector 1	Sector 2	Sector 3	Sector 4	V.Max	Hora	
3	01:57,621	00:26,774	00:30,930	00:27,910	00:32,007	230,28	10:16:25	1	START	00:39,522	00:37,689	00:34,086	00:35,168		10:12:27
4	01:55,470	00:25,646	00:31,090	00:27,125	00:31,609	229,79	10:18:20	2	02:04,054	00:28,795	00:32,145	00:28,532	00:34,582	227,85	10:14:31
5	01:53,154	00:25,856	00:29,775	00:26,240	00:31,283	229,30	10:20:14	3	01:55,382	00:26,498	00:30,635	00:26,889	00:31,360	224,53	10:16:26
6	01:52,629	00:25,944	00:29,842	00:26,353	00:30,490	232,76	10:22:06	4	01:54,798	00:25,739	00:30,539	00:27,120	00:31,400	233,77	10:18:21
7	01:52,413	00:25,564	00:29,912	00:26,279	00:30,658	230,28	10:23:59	5	01:53,920	00:25,979	00:29,790	00:26,653	00:31,498	237,36	10:20:15
8	PIT	00:25,350	00:29,873	00:29,262	00:46,439	228,81	10:26:10	6	01:53,293	00:25,424	00:30,264	00:26,626	00:30,979	236,84	10:22:08
9	04:39,976	03:08,538	00:30,834	00:27,060	00:33,544		10:30:50	7	01:54,248	00:25,292	00:29,944	00:26,997	00:32,015	233,77	10:24:02
10	01:52,924	00:25,969	00:29,173	00:26,216	00:31,566	227,85	10:32:43	45 - JIMENEZ,José L. P.Vmax: 35 T. Ideal: 01:58,216							
11	01:51,725	00:25,343	00:29,344	00:26,574	00:30,464	229,79	10:34:34	V. Tiempo	Sector 1	Sector 2	Sector 3	Sector 4	V.Max	Hora	
12	PIT	00:25,698	00:34,181	00:33,709	00:56,768	229,30	10:37:05	1	START						



**Motodes - Cuna de Campeones Circuit****VUELTA A VUELTA SECTORES 1 Ent.Cronometrado MICHELIN P.C.**

8 PIT 03:59,490 00:41,324 00:30,298 00:51,369 233,26 10:30:05							77 - ALONSO,Patxi P.Vmax: 32 T. Ideal: 02:00,816						
61 - PALAU,Julio P.Vmax: 12 T. Ideal: 01:44,988							79 - LLORENS,Pere P.Vmax: 18 T. Ideal: 01:49,430						
V. Tiempo	Sector 1	Sector 2	Sector 3	Sector 4	V.Max	Hora	V. Tiempo	Sector 1	Sector 2	Sector 3	Sector 4	V.Max	Hora
1	START	03:16,820	00:31,271	00:26,434	00:30,984	10:14:46	1	START	15:10,216	00:30,053	00:26,254	00:31,218	10:26:38
2	01:48,289	00:24,749	00:28,900	00:25,104	00:29,536	245,45 10:16:34	2	01:51,798	00:26,072	00:29,407	00:26,089	00:30,230	230,28 10:28:30
3	01:53,294	00:26,590	00:30,135	00:25,588	00:30,981	245,45 10:18:27	3	01:50,540	00:25,765	00:29,005	00:25,565	00:30,205	239,47 10:30:20
4	01:46,582	00:24,053	00:28,166	00:24,787	00:29,576	247,14 10:20:14	4	01:49,823	00:25,468	00:28,724	00:25,182	00:30,449	237,89 10:32:10
5	01:46,580	00:23,849	00:28,403	00:24,995	00:29,333	246,58 10:22:00	5	01:49,954	00:25,412	00:28,733	00:25,697	00:30,112	239,47 10:34:00
6	01:47,437	00:24,107	00:28,267	00:25,262	00:29,801	244,90 10:23:48	6	01:50,930	00:25,600	00:29,035	00:25,937	00:30,358	236,32 10:35:51
7	01:47,169	00:23,906	00:28,483	00:25,069	00:29,711	243,79 10:25:35	80 - FOLCH,Joan P.Vmax: 7 T. Ideal: 01:48,186						
8	PIT	00:27,162	00:30,380	00:27,084	00:44,855	233,77 10:27:44	V. Tiempo	Sector 1	Sector 2	Sector 3	Sector 4	V.Max	Hora
9	04:37,098	03:09,822	00:30,960	00:25,751	00:30,565	10:32:22	1	START	01:32,390	00:33,718	00:30,601	00:32,832	10:13:10
10	01:46,363	00:24,227	00:28,226	00:24,654	00:29,256	246,58 10:34:08	2	01:56,100	00:26,874	00:30,763	00:26,595	00:31,868	246,01 10:15:06
11	01:44,988	00:23,815	00:27,811	00:24,346	00:29,016	245,45 10:35:53	3	01:50,976	00:24,882	00:29,278	00:25,968	00:30,848	252,93 10:16:57
65 - MONTESINOS,Juan P.Vmax: 24 T. Ideal: 02:04,182							4	01:50,655	00:25,146	00:29,322	00:25,529	00:30,658	254,12 10:18:47
V. Tiempo	Sector 1	Sector 2	Sector 3	Sector 4	V.Max	Hora	5	01:52,274	00:24,831	00:29,098	00:27,322	00:31,023	247,14 10:20:40
1	START	05:44,344	00:39,523	00:33,409	00:36,947	10:17:34	6	01:50,560	00:24,709	00:29,461	00:25,677	00:30,713	254,72 10:22:30
2	02:04,182	00:28,829	00:33,616	00:28,946	00:32,791	236,84 10:19:38	7	01:49,837	00:24,387	00:29,175	00:25,446	00:30,829	253,52 10:24:20
67 - VALLS,Jordi P.Vmax: 16 T. Ideal: 01:46,256							8	01:50,169	00:25,464	00:28,767	00:25,701	00:30,237	247,71 10:26:10
V. Tiempo	Sector 1	Sector 2	Sector 3	Sector 4	V.Max	Hora	9	01:49,539	00:24,879	00:28,604	00:25,747	00:30,309	248,85 10:28:00
1	START	02:07,915	00:32,851	00:27,372	00:30,683	10:13:39	10	01:49,365	00:24,493	00:29,396	00:25,529	00:29,947	248,28 10:29:49
2	01:53,037	00:26,128	00:29,489	00:25,633	00:31,787	241,07 10:15:32	11	01:51,485	00:25,686	00:29,916	00:25,376	00:30,507	252,93 10:31:41
3	01:48,865	00:24,731	00:28,927	00:25,049	00:30,158	240,00 10:17:21	12	PIT	00:24,259	00:28,764	00:25,999	00:39,854	252,93 10:33:39
4	01:48,986	00:24,270	00:28,966	00:25,327	00:30,423	241,07 10:19:10	13	PIT	01:43,683	00:29,201	00:25,518	00:41,395	10:36:59
5	PIT	00:25,552	00:30,392	00:27,537	00:43,165	237,89 10:21:16	84 - CARRILLI,José M. P.Vmax: 31 T. Ideal: 01:50,796						
6	03:45,205	02:16,093	00:31,644	00:26,812	00:30,656	10:25:02	V. Tiempo	Sector 1	Sector 2	Sector 3	Sector 4	V.Max	Hora
7	01:47,433	00:24,932	00:28,261	00:24,736	00:29,504	235,29 10:26:49	1	START	03:08,978	00:36,557	00:32,804	00:33,816	10:14:52
8	01:46,854	00:24,305	00:28,156	00:24,980	00:29,413	236,84 10:28:36	2	01:58,424	00:26,647	00:30,899	00:28,433	00:32,445	228,81 10:16:51
9	01:47,225	00:24,586	00:28,392	00:24,861	00:29,386	236,32 10:30:23	3	01:53,699	00:25,760	00:29,630	00:26,975	00:31,334	226,89 10:18:44
10	01:47,013	00:24,297	00:28,206	00:24,548	00:29,962	237,89 10:32:10	4	01:57,189	00:25,717	00:29,494	00:29,399	00:32,579	226,89 10:20:42
11	01:47,016	00:24,949	00:28,086	00:24,514	00:29,467	238,41 10:33:57	5	01:53,327	00:26,363	00:29,447	00:26,752	00:30,765	228,33 10:22:35
12	PIT	00:25,347	00:29,219	00:25,866	00:37,669	237,36 10:35:55	6	01:53,356	00:25,669	00:29,253	00:27,192	00:31,242	228,81 10:24:28
73 - LOZANO,Francisco P.Vmax: 17 T. Ideal: 01:53,272							7	01:53,466	00:26,367	00:29,473	00:26,372	00:31,254	227,85 10:26:22
V. Tiempo	Sector 1	Sector 2	Sector 3	Sector 4	V.Max	Hora	8	01:50,944	00:25,608	00:28,872	00:26,046	00:30,418	227,37 10:28:13
1	START	03:17,655	00:31,494	00:28,558	00:32,102	10:14:50	9	01:52,406	00:25,460	00:29,085	00:26,805	00:31,056	226,42 10:30:05
2	01:56,222	00:25,798	00:30,788	00:27,303	00:32,333	240,53 10:16:46	10	01:51,749	00:25,524	00:29,136	00:26,527	00:30,562	226,42 10:31:57
3	01:55,198	00:25,958	00:30,093	00:27,219	00:31,928	238,41 10:18:41	11	01:54,032	00:25,948	00:30,876	00:26,589	00:30,619	227,85 10:33:51
4	01:58,324	00:26,109	00:31,284	00:29,226	00:31,705	238,41 10:20:40	12	01:52,412	00:25,887	00:29,503	00:26,434	00:30,588	213,44 10:35:43
5	01:54,658	00:26,195	00:29,820	00:27,400	00:31,243	228,33 10:22:34	95 - CARBONERO,Iván P.Vmax: 14 T. Ideal: 01:44,144						
6	01:53,781	00:25,721	00:29,675	00:26,854	00:31,531	237,89 10:24:28	V. Tiempo	Sector 1	Sector 2	Sector 3	Sector 4	V.Max	Hora
7	01:55,146	00:26,260	00:30,045	00:26,910	00:31,931	234,27 10:26:23	1	START	02:03,242	00:31,613	00:27,673	00:31,751	10:13:34
8	01:55,647	00:26,215	00:30,336	00:27,279	00:31,817	226,89 10:28:19	2	01:48,265	00:24,541	00:29,492	00:24,644	00:29,588	243,79 10:15:23
9	01:53,978	00:25,533	00:30,023	00:26,821	00:31,601	237,89 10:30:13	3	01:45,876	00:24,312	00:28,374	00:24,211	00:28,979	243,79 10:17:08
10	PIT	00:26,068	00:30,242	00:27,531	00:44,258	235,29 10:32:21	4	01:44,183	00:23,564	00:27,522	00:24,106	00:28,991	243,24 10:18:53
74 - BADIA,Albert P.Vmax: 5 T. Ideal: 01:46,596							5	PIT	00:23,609	00:28,524	00:25,941	00:43,351	244,34 10:20:54
V. Tiempo	Sector 1	Sector 2	Sector 3	Sector 4	V.Max	Hora	6	04:08,241	02:41,888	00:31,451	00:25,460	00:29,442	10:25:02
1	START	01:58,068	00:35,857	00:30,830	00:33,119	10:13:38	7	PIT	00:26,152	00:29,549	00:25,169	00:40,361	242,15 10:27:04
2	01:56,622	00:27,778	00:30,787	00:27,322	00:30,735	255,92 10:15:35	8	03:33,529	02:10,242	00:28,878	00:25,292	00:29,117	10:30:37
3	01:51,709	00:26,292	00:29,269	00:26,704	00:29,444	259,62 10:17:26	9	01:45,790	00:23,835	00:27,614	00:24,079	00:30,262	240,53 10:32:23
4	01:50,783	00:24,797	00:29,830	00:26,417	00:29,739	256,53 10:19:17	MotoDeporte.org						
5	01:49,055	00:24,837	00:28,897	00:25,745	00:29,576	257,14 10:21:06	MICHELIN POWER CUP						
6	PIT	00:24,502	00:28,977	00:26,221	00:39,206	256,53 10:23:05	Bancaja						
7	03:32,630	02:05,685	00:29,673	00:26,769	00:30,503	10:26:38	CROHOCIRCUIT: oscar.gutierrez@circuitvalencia.com						
8	01:47,903	00:24,280	00:28,798	00:25,336	00:29,489	250,58 10:28:26	Master Timing, Sport Timing Systems, www.mastertiming.es www.cronoline.es by Eventronic www.eventronic.es 19FJAP63						
9	01:48,028	00:24,333	00:28,240	00:25,836	00:29,619	252,93 10:30:14	Pag. 3						
10	01:46,746	00:24,430	00:28,113	00:25,105	00:29,098	252,93 10:32:00							
11	PIT	00:25,859	00:29,862	00:26,339	00:37,091	260,24 10:33:59							



**Motodes - Cuna de Campeones Circuit****VUELTA A VUELTA SECTORES 1 Ent.Cronometrado MICHELIN P.C.**

10	PIT	00:23,624	00:27,774	00:24,401	00:39,327	245,45	10:34:18	11	01:50,072	00:25,693	00:28,945	00:25,454	00:29,980	236,84	10:30:52	
96 - RODRIGUEZ,Fco.J.								P.Vmax: 29 T. Ideal: 01:55,841								
V. Tiempo	Sector 1	Sector 2	Sector 3	Sector 4	V.Max	Hora		V. Tiempo	Sector 1	Sector 2	Sector 3	Sector 4	V.Max	Hora		
1	START	01:56,539	00:34,501	00:29,734	00:33,691		10:13:35	12	01:51,009	00:25,791	00:29,226	00:26,051	00:29,941	234,27	10:32:43	
2	02:01,898	00:27,642	00:32,961	00:28,420	00:32,875	227,85	10:15:36	13	01:51,271	00:25,624	00:29,308	00:26,253	00:30,086	240,53	10:34:35	
3	PIT	00:27,225	00:31,739	00:28,438	00:41,230	224,53	10:17:45	14	PIT	00:25,840	00:30,341	00:25,961	00:42,659	231,76	10:36:39	
4	04:08,685	02:33,880	00:32,630	00:29,220	00:32,955		10:21:54	220 - SANCHEZ, Kevin								P.Vmax: 13 T. Ideal: 01:49,165
5	01:59,287	00:27,261	00:31,069	00:28,536	00:32,421	228,81	10:23:53	V. Tiempo	Sector 1	Sector 2	Sector 3	Sector 4	V.Max	Hora		
6	01:57,635	00:27,065	00:30,870	00:27,928	00:31,772	223,14	10:25:51	1	START	02:23,149	00:41,560	00:30,218	00:33,950		10:14:09	
7	01:59,172	00:27,770	00:31,336	00:27,470	00:32,596	227,37	10:27:50	2	01:56,980	00:26,807	00:31,010	00:27,758	00:31,405	236,32	10:16:06	
8	01:58,027	00:26,757	00:31,011	00:27,566	00:32,693	227,85	10:29:48	3	01:53,825	00:25,942	00:30,248	00:26,803	00:30,832	242,70	10:18:00	
9	01:56,881	00:26,726	00:30,987	00:27,125	00:32,043	230,28	10:31:45	4	01:50,303	00:24,660	00:29,201	00:26,135	00:30,307	240,00	10:19:50	
10	01:56,246	00:26,801	00:30,760	00:26,890	00:31,795	226,42	10:33:41	5	01:50,414	00:24,376	00:29,548	00:26,387	00:30,103	246,58	10:21:40	
11	01:56,881	00:26,419	00:31,219	00:27,144	00:32,099	229,79	10:35:38	6	01:50,233	00:24,659	00:29,299	00:25,980	00:30,295	246,01	10:23:31	
99 - ALVAREZ, Alberto								P.Vmax: 2 T. Ideal: 01:50,751								
V. Tiempo	Sector 1	Sector 2	Sector 3	Sector 4	V.Max	Hora		7	01:51,075	00:24,466	00:29,061	00:27,579	00:29,969	244,90	10:25:22	
1	START	03:56,366	00:33,846	00:28,838	00:34,412		10:15:34	8	01:50,193	00:25,235	00:28,964	00:26,149	00:29,845	238,41	10:27:12	
2	01:59,800	00:27,204	00:31,815	00:28,023	00:32,758	238,41	10:17:33	9	PIT	00:24,452	00:29,236	00:26,491	00:43,091	246,01	10:29:15	
3	01:54,958	00:26,835	00:30,321	00:27,387	00:30,415	258,99	10:19:28									
4	01:51,922	00:25,177	00:30,169	00:26,858	00:29,718	264,71	10:21:20									
5	01:52,851	00:26,148	00:30,020	00:26,864	00:29,819	260,87	10:23:13									
6	01:53,594	00:25,877	00:30,121	00:27,252	00:30,344	260,87	10:25:07									
7	01:55,306	00:26,883	00:30,626	00:27,800	00:29,997	259,62	10:27:02									
8	01:52,140	00:25,426	00:29,531	00:26,766	00:30,417	234,78	10:28:54									
9	01:53,539	00:25,905	00:29,727	00:27,180	00:30,727	250,00	10:30:48									
10	01:52,529	00:26,038	00:29,963	00:26,555	00:29,973	257,14	10:32:40									
11	PIT	00:25,628	00:29,664	00:26,325	00:39,355	260,87	10:34:41									
112 - TRIAS, David								P.Vmax: 10 T. Ideal: 01:53,606								
V. Tiempo	Sector 1	Sector 2	Sector 3	Sector 4	V.Max	Hora										
1	START	02:19,903	00:34,680	00:30,579	00:35,959		10:14:01									
2	02:04,156	00:28,896	00:32,818	00:29,411	00:33,031	212,60	10:16:05									
3	01:59,354	00:27,515	00:31,563	00:27,986	00:32,290	210,53	10:18:05									
4	01:56,700	00:26,882	00:30,628	00:27,527	00:31,663	220,86	10:20:01									
5	PIT	00:25,979	00:30,808	00:28,349	00:38,716	244,90	10:22:05									
6	09:13,714	07:41,804	00:31,333	00:27,978	00:32,599		10:31:19									
7	01:56,169	00:26,450	00:30,952	00:27,521	00:31,246	233,77	10:33:15									
8	01:53,606	00:25,805	00:30,086	00:27,031	00:30,684	247,71	10:35:09									
123 - BERGA, Enrique								P.Vmax: 4 T. Ideal: 01:47,037								
V. Tiempo	Sector 1	Sector 2	Sector 3	Sector 4	V.Max	Hora										
1	START	15:51,491	00:37,537	00:32,303	00:33,739		10:27:35									
2	01:55,024	00:26,017	00:30,620	00:27,690	00:30,697	254,72	10:29:30									
3	01:50,056	00:24,395	00:29,226	00:26,363	00:30,072	254,12	10:31:20									
4	01:48,751	00:24,521	00:28,819	00:25,630	00:29,781	260,24	10:33:09									
5	01:47,128	00:24,122	00:28,075	00:25,380	00:29,551	260,87	10:34:56									
6	01:47,801	00:24,031	00:28,187	00:25,486	00:30,097	259,62	10:36:44									
177 - URRACA, Luis M.								P.Vmax: 11 T. Ideal: 01:49,546								
V. Tiempo	Sector 1	Sector 2	Sector 3	Sector 4	V.Max	Hora										
1	START						10:12:06									
2	01:57,705						10:14:03									
3	01:55,969						10:15:59									
4	01:54,279						10:17:54									
5	01:52,692						10:19:46									
6	01:50,924						10:21:37									
7	01:51,679	00:25,568	00:29,095	00:26,075	00:30,941	246,01	10:23:29									
8	01:51,442	00:25,467	00:29,306	00:26,282	00:30,387	250,00	10:25:20									
9	01:50,274	00:25,719	00:29,184	00:25,691	00:29,680	247,71	10:27:11									
10	01:51,624	00:25,547	00:29,092	00:26,402	00:30,583	241,61	10:29:02									





Circuit de la C. Valenciana

Motodes - Cuna de Campeones Circuit

ANALISIS PIT 1 Ent.Cronometrado MICHELIN P.C.

1 - MULERO,Aitor				35 - PERU,Mario				80 - FOLCH,Joan			
Time IN	Time OUT	GAP	Lap	Time IN	Time OUT	GAP	Lap	Time IN	Time OUT	GAP	Lap
10:31:39,133	10:33:12,181	00:01:33,048	8	10:25:49,875	...		8	10:33:39,956	10:34:57,472	00:01:17,516	12
Num. P. 1		Total in PIT: 00:01:33,048		Num. P. 1		Total in PIT:		10:36:59,753		...	13
Num. P. 1		Total in PIT: 00:01:33,048		Num. P. 1		Total in PIT:		Num. P. 2		Total in PIT: 00:01:17,516	
11 - OLIVA,Oriol				41 - ALONSO,Koldo				95 - CARBONERO,Iván			
Time IN	Time OUT	GAP	Lap	Time IN	Time OUT	GAP	Lap	Time IN	Time OUT	GAP	Lap
10:21:20,897	10:25:46,716	00:04:25,819	5	10:26:10,107	10:28:48,802	00:02:38,695	8	10:20:54,606	10:23:05,065	00:02:10,459	5
10:37:04,491	...		11	10:37:05,088	...		12	10:27:04,078	10:28:47,130	00:01:43,052	7
Num. P. 2		Total in PIT: 00:04:25,819		Num. P. 2		Total in PIT: 00:02:38,695		10:34:18,523		...	10
Num. P. 2		Total in PIT: 00:04:25,819		Num. P. 2		Total in PIT: 00:02:38,695		Num. P. 3		Total in PIT: 00:03:53,511	
12 - RODRIGUEZ,Fran				46 - PEDRO,Fco.De				96 - RODRIGUEZ,Fco.J.			
Time IN	Time OUT	GAP	Lap	Time IN	Time OUT	GAP	Lap	Time IN	Time OUT	GAP	Lap
10:23:04,782	10:28:00,962	00:04:56,180	6	10:22:47,332	10:25:53,944	00:03:06,612	2	10:17:45,573	10:19:41,699	00:01:56,126	3
10:35:59,308	...		10	Num. P. 1		Total in PIT: 00:03:06,612		Num. P. 1		Total in PIT: 00:01:56,126	
Num. P. 2		Total in PIT: 00:04:56,180		Num. P. 1		Total in PIT: 00:03:06,612		Num. P. 1		Total in PIT: 00:01:56,126	
13 - GUZMAN,Isidoro				54 - MUNERA,Blas				99 - ALVAREZ,Alberto			
Time IN	Time OUT	GAP	Lap	Time IN	Time OUT	GAP	Lap	Time IN	Time OUT	GAP	Lap
10:24:12,485	10:25:06,337	00:00:53,852	7	10:35:41,822	...		11	10:34:41,651	...		11
10:33:00,339	...		11	Num. P. 1		Total in PIT:		Num. P. 1		Total in PIT:	
Num. P. 2		Total in PIT: 00:00:53,852		Num. P. 1		Total in PIT:		Num. P. 1		Total in PIT:	
16 - CRUZ,Fco. De La				55 - DIAZ,Rubén				112 - TRIAS,David			
Time IN	Time OUT	GAP	Lap	Time IN	Time OUT	GAP	Lap	Time IN	Time OUT	GAP	Lap
10:18:07,661	...		3	10:25:51,031	10:29:51,860	00:04:00,829	7	10:22:05,761	10:29:20,822	00:07:15,061	5
Num. P. 1		Total in PIT:		Num. P. 1		Total in PIT: 00:04:00,829		Num. P. 1		Total in PIT: 00:07:15,061	
Num. P. 1		Total in PIT:		Num. P. 1		Total in PIT: 00:04:00,829		Num. P. 1		Total in PIT: 00:07:15,061	
17 - SANTOS,Raúl				59 - ZABALA,Osoitz				177 - URRACA,Luis M.			
Time IN	Time OUT	GAP	Lap	Time IN	Time OUT	GAP	Lap	Time IN	Time OUT	GAP	Lap
10:23:39,357	...		7	10:30:05,219	...		8	10:36:39,840	...		14
Num. P. 1		Total in PIT:		Num. P. 1		Total in PIT:		Num. P. 1		Total in PIT:	
Num. P. 1		Total in PIT:		Num. P. 1		Total in PIT:		Num. P. 1		Total in PIT:	
21 - FERNANDEZ,Luis				61 - PALAU,Julio				220 - SANCHEZ,Kevin			
Time IN	Time OUT	GAP	Lap	Time IN	Time OUT	GAP	Lap	Time IN	Time OUT	GAP	Lap
10:16:27,277	10:19:33,018	00:03:05,741	3	10:27:44,919	10:30:24,363	00:02:39,444	8	10:29:15,748	...		9
10:36:38,239	...		12	Num. P. 1		Total in PIT: 00:02:39,444		Num. P. 1		Total in PIT:	
Num. P. 2		Total in PIT: 00:03:05,741		Num. P. 1		Total in PIT: 00:02:39,444		Num. P. 1		Total in PIT:	
23 - ROIG,Josep A.				67 - VALLS,Jordi				73 - LOZANO,Francisco			
Time IN	Time OUT	GAP	Lap	Time IN	Time OUT	GAP	Lap	Time IN	Time OUT	GAP	Lap
10:37:04,269	...		14	10:21:16,933	10:23:03,281	00:01:46,348	5	10:32:21,440	...		10
Num. P. 1		Total in PIT:		10:35:55,780	...		12	Num. P. 1		Total in PIT:	
Num. P. 1		Total in PIT:		Num. P. 2		Total in PIT: 00:01:46,348		Num. P. 1		Total in PIT:	
27 - RODRIGUEZ, José				74 - BADIA,Albert				77 - ALONSO,Patxi			
Time IN	Time OUT	GAP	Lap	Time IN	Time OUT	GAP	Lap	Time IN	Time OUT	GAP	Lap
10:19:33,415	10:23:37,857	00:04:04,442	4	10:23:05,527	10:24:46,452	00:01:40,925	6	10:25:01,713	...		7
Num. P. 1		Total in PIT: 00:04:04,442		10:33:59,985	...		11	Num. P. 1		Total in PIT:	
Num. P. 1		Total in PIT: 00:04:04,442		Num. P. 2		Total in PIT: 00:01:40,925		Num. P. 1		Total in PIT:	
31 - GOMIS,Juan				77 - ALONSO,Patxi				77 - ALONSO,Patxi			
Time IN	Time OUT	GAP	Lap	Time IN	Time OUT	GAP	Lap	Time IN	Time OUT	GAP	Lap
10:18:35,465	10:22:21,870	00:03:46,405	4	10:23:05,527	10:24:46,452	00:01:40,925	6	10:25:01,713	...		7
Num. P. 1		Total in PIT: 00:03:46,405		10:33:59,985	...		11	Num. P. 1		Total in PIT:	
Num. P. 1		Total in PIT: 00:03:46,405		Num. P. 2		Total in PIT: 00:01:40,925		Num. P. 1		Total in PIT:	
33 - BENJUMEA,Manuel				77 - ALONSO,Patxi				77 - ALONSO,Patxi			
Time IN	Time OUT	GAP	Lap	Time IN	Time OUT	GAP	Lap	Time IN	Time OUT	GAP	Lap
10:24:10,804	10:29:28,003	00:05:17,199	6	10:25:01,713	...		7	Num. P. 1		Total in PIT:	
Num. P. 1		Total in PIT: 00:05:17,199		Num. P. 1		Total in PIT:		Num. P. 1		Total in PIT:	
Num. P. 1		Total in PIT: 00:05:17,199		Num. P. 1		Total in PIT:		Num. P. 1		Total in PIT:	



CRONOCIRCUIT: oscar.gutierrez@circuitvalencia.com



Motodes - Cuna de Campeones Circuit

15 - 16 de Mayo 2010

Circuit de la C.Valenciana

Length: 4005 metros

Results

2 Ent.Cronometrado

MICHELIN P.C.

Pos.	N.	Rider	Team	Motorcycle	Nat.	Best Lap	iL	Laps	Gap	Interval	Speed	Cat.
1	95	CARBONERO,Iván	MC Carbal	Kawasaki	ESP	01:44,687	11	11			137,72	SS
2	61	PALAU,Julio	CMC Albacete	Kawasaki	ESP	01:45,142	7	11	00:00,455	00:00,455	137,13	SS
3	36	GUTIERREZ,Oscar		Yamaha	ESP	01:45,495	13	13	00:00,808	00:00,353	136,67	SE1
4	123	BERGA,Enrique	SRW	Yamaha	ESP	01:45,522	7	12	00:00,835	00:00,027	136,64	SE1
5	11	OLIVA,Oriol	Ventaneumáticos	Yamaha	ESP	01:45,974	9	11	00:01,287	00:00,452	136,05	SE1
6	74	BADIA,Albert		Yamaha	ESP	01:46,476	8	11	00:01,789	00:00,502	135,41	EXT
7	67	VALLS,Jordi	CC Motor	Honda	ESP	01:46,577	6	11	00:01,890	00:00,101	135,28	SS
8	79	LLORENS,Pere	MC Sant Hilari	Yamaha	ESP	01:46,647	9	13	00:01,960	00:00,070	135,19	SS
9	17	SANTOS,Raúl	R.100 Motostion	Honda	ESP	01:47,169	3	11	00:02,482	00:00,522	134,54	SE1
10	12	RODRIGUEZ,Fran	Ilusión T.	Yamaha	ESP	01:47,235	7	10	00:02,548	00:00,066	134,45	SE6
11	80	FOLCH,Joan	Ilusión T.	Yamaha	ESP	01:47,301	12	13	00:02,614	00:00,066	134,37	EXT
12	220	SANCHEZ,Kevin	CM Cartagena	Kawasaki	ESP	01:47,334	5	11	00:02,647	00:00,033	134,33	SE6
13	177	URRACA,Luis M.	CMC Albacete	Suzuki	ESP	01:47,477	11	14	00:02,790	00:00,143	134,15	EXT
14	54	MUNERA,Blas		Yamaha	ESP	01:47,512	4	11	00:02,825	00:00,035	134,11	EXT
15	21	FERNANDEZ,Luis	T.SP2	Yamaha	ESP	01:47,659	10	11	00:02,972	00:00,147	133,92	SE6
16	35	PERU,Mario	Skulls	Suzuki	ESP	01:48,315	6	14	00:03,628	00:00,656	133,11	EXT
17	31	GOMIS,Juan	CMC Albacete	Yamaha	ESP	01:48,505	14	14	00:03,818	00:00,190	132,88	SE6
18	55	DIAZ,Rubén	CMC Albacete	Kawasaki	ESP	01:48,868	9	12	00:04,181	00:00,363	132,44	SS
19	23	ROIG,Josep A.		Honda	ESP	01:49,064	11	14	00:04,377	00:00,196	132,2	SE6
20	112	TRIAS,David	Ventaneumáticos	Suzuki	ESP	01:49,129	10	11	00:04,442	00:00,065	132,12	EXT
21	41	ALONSO,Koldo	GG Team	Yamaha	ESP	01:49,906	3	12	00:05,219	00:00,777	131,18	SE6
22	99	ALVAREZ,Alberto	Moto del Olmo	Yamaha	ESP	01:50,146	9	11	00:05,459	00:00,240	130,9	EXT
23	84	CARRILLI, José M.	MC Fuente Alamo	Honda	ESP	01:50,430	6	11	00:05,743	00:00,284	130,56	SS
24	73	LOZANO,Francisco	CMC Albacete	Kawasaki	ESP	01:50,766	10	13	00:06,079	00:00,336	130,17	SS
25	1	MULERO,Aitor	MC Pirineus	Honda	AND	01:51,313	4	8	00:06,626	00:00,547	129,53	SE6
26	13	GUZMAN,Isidoro	CMC Albacete	Yamaha	ESP	01:51,684	3	10	00:06,997	00:00,371	129,1	SE6
27	27	RODRIGUEZ, José	R.100 Motostion	Yamaha	ESP	01:51,710	6	8	00:07,023	00:00,026	129,07	SE6
28	59	ZABALA,Osoitz	GG Team	Suzuki	ESP	01:52,375	10	13	00:07,688	00:00,665	128,3	SS
29	53	MARTIN,Iván	Bravo&Bravo	Yamaha	ESP	01:53,974	11	12	00:09,287	00:01,599	126,5	SS
30	96	RODRIGUEZ,Fco.J.	R.100 Motostion	Yamaha	ESP	01:55,259	10	13	00:10,572	00:01,285	125,09	SS
31	33	BENJUMEA,Manuel	Ventaneumáticos	Suzuki	ESP	01:55,985	3	9	00:11,298	00:00,726	124,31	SE1
32	16	CRUZ,Fco. De La		Yamaha	ESP	01:56,419	8	10	00:11,732	00:00,434	123,85	SE6
33	45	JIMENEZ, José L.		Suzuki	ESP	01:57,627	3	12	00:12,940	00:01,208	122,57	SS
34	77	ALONSO,Patxi	GG Team	Honda	ESP	01:58,999	2	7	00:14,312	00:01,372	121,16	SS

Circuit de la C.Valenciana

Final Official

Provisional Official

Length: 4005 m. Hour: 13:39

JURY:

Hour:

C.of the Course:

Hour:

C.Timekeeper:

Hour: 14:10:45



CROHOCIRCUIT: oscar.gutierrez@circuitvalencia.com

Master Timing, Sport Timing Systems, www.mastertiming.es www.cronoline.es by Eventronic www.eventronic.es 19FJAP63

**Motodes - Cuna de Campeones Circuit****VUELTA A VUELTA SECTORES 2 Ent.Cronometrado MICHELIN P.C.**

1 - MULERO,Aitor							P.Vmax: 26	T. Ideal: 01:50,441
V. Tiempo	Sector 1	Sector 2	Sector 3	Sector 4	V.Max	Hora		
1	START	05:18,240	00:31,960	00:29,135	00:30,795			
2	01:56,256	00:27,072	00:30,559	00:28,034	00:30,591	230,28	13:48:46	
3	01:52,871	00:26,063	00:29,569	00:27,329	00:29,910	230,28	13:50:38	
4	01:51,313	00:25,527	00:29,221	00:27,085	00:29,480	228,33	13:52:30	
5	01:52,019	00:25,124	00:28,936	00:27,122	00:30,837	231,26	13:54:22	
6	PIT	00:25,264	00:29,657	00:27,035	00:36,721	234,27	13:56:20	
7	04:36,775	03:08,210	00:30,137	00:28,369	00:30,059		14:00:57	
8	01:53,743	00:25,188	00:29,531	00:26,901	00:32,123	233,26	14:02:51	
11 - OLIVA,Oriol							P.Vmax: 1	T. Ideal: 01:45,539
V. Tiempo	Sector 1	Sector 2	Sector 3	Sector 4	V.Max	Hora		
1	START	01:15,566	00:30,696	00:26,885	00:29,924		13:42:42	
2	01:50,464	00:24,195	00:28,921	00:28,044	00:29,304	258,37	13:44:33	
3	01:46,273	00:23,488	00:28,518	00:25,699	00:28,568	261,50	13:46:19	
4	01:46,309	00:23,315	00:28,553	00:25,950	00:28,491	261,50	13:48:05	
5	PIT	00:24,560	00:28,840	00:27,066	00:36,000	261,50	13:50:02	
6	05:35,771	04:10,171	00:29,532	00:26,934	00:29,134		13:55:38	
7	01:46,820	00:23,954	00:28,151	00:25,719	00:28,996	267,33	13:57:24	
8	01:53,205	00:23,536	00:31,073	00:29,925	00:28,671	262,77	13:59:18	
9	01:45,974	00:23,264	00:28,112	00:25,672	00:28,926	263,41	14:01:04	
10	02:22,493	00:24,069	00:36,119	00:38,255	00:44,050	258,99	14:03:26	
11	01:59,776	00:24,952	00:31,825	00:33,934	00:29,065	203,39	14:05:26	
12 - RODRIGUEZ,Fran							P.Vmax: 17	T. Ideal: 01:47,042
V. Tiempo	Sector 1	Sector 2	Sector 3	Sector 4	V.Max	Hora		
1	START	01:27,469	00:32,566	00:28,597	00:29,977		13:42:58	
2	01:51,115	00:24,631	00:29,120	00:27,513	00:29,851	237,89	13:44:49	
3	01:50,341	00:25,523	00:28,794	00:26,656	00:29,368	239,47	13:46:39	
4	01:50,594	00:24,389	00:29,693	00:27,118	00:29,394	236,32	13:48:30	
5	PIT	00:24,651	00:28,968	00:30,964	00:46,517	236,32	13:50:41	
6	02:32,224	00:48,152	00:30,160	00:37,419	00:36,493		13:53:13	
7	01:47,235	00:24,304	00:28,157	00:26,041	00:28,733	235,29	13:55:00	
8	01:50,980	00:24,111	00:28,701	00:27,624	00:30,544	240,53	13:56:51	
9	01:51,633	00:25,440	00:29,151	00:27,351	00:29,691	236,32	13:58:43	
10	PIT	00:26,724	00:30,110	00:28,670	00:38,950	235,81	14:00:47	
13 - GUZMAN,Isidoro							P.Vmax: 29	T. Ideal: 01:51,501
V. Tiempo	Sector 1	Sector 2	Sector 3	Sector 4	V.Max	Hora		
1	START	07:17,158	00:31,689	00:28,608	00:30,298		13:48:47	
2	01:52,569	00:25,784	00:29,649	00:27,369	00:29,767	225,00	13:50:39	
3	01:51,684	00:25,431	00:29,359	00:27,218	00:29,676	225,94	13:52:31	
4	01:52,874	00:25,331	00:29,744	00:27,770	00:30,029	225,94	13:54:24	
5	01:57,297	00:26,367	00:31,484	00:28,985	00:30,461	231,76	13:56:21	
6	01:52,935	00:25,410	00:29,843	00:27,469	00:30,213	228,81	13:58:14	
7	01:52,864	00:25,951	00:29,695	00:27,360	00:29,858	227,85	14:00:07	
8	01:51,805	00:25,389	00:29,507	00:27,135	00:29,774	228,33	14:01:59	
9	02:22,900	00:25,444	00:41,263	00:42,373	00:33,820	227,37	14:04:22	
10	01:57,131	00:25,681	00:30,619	00:27,830	00:33,001	222,22	14:06:19	
16 - CRUZ,Fco. De La							P.Vmax: 23	T. Ideal: 01:56,182
V. Tiempo	Sector 1	Sector 2	Sector 3	Sector 4	V.Max	Hora		
1	START	00:42,588	00:42,260	00:36,589	00:36,496		13:42:37	
2	02:10,767	00:29,810	00:34,948	00:32,634	00:33,375	227,37	13:44:48	
3	02:04,415	00:28,178	00:32,941	00:30,740	00:32,556	230,28	13:46:52	
4	02:02,458	00:27,463	00:32,244	00:30,835	00:31,916	229,30	13:48:55	
5	02:00,039	00:26,944	00:31,679	00:29,861	00:31,555	228,81	13:50:55	
6	02:01,037	00:27,003	00:32,860	00:29,635	00:31,539	228,81	13:52:56	
7	01:57,851	00:26,385	00:31,193	00:29,344	00:30,929	223,60	13:54:54	
8	01:56,419	00:26,079	00:31,430	00:28,403	00:30,507	236,32	13:56:50	
17 - SANTOS,Raúl							P.Vmax: 5	T. Ideal: 01:46,537
V. Tiempo	Sector 1	Sector 2	Sector 3	Sector 4	V.Max	Hora		
1	START	00:29,265	00:32,433	00:28,220	00:30,250		13:41:59	
2	01:49,802	00:24,974	00:29,244	00:27,009	00:28,575	254,72	13:43:49	
3	01:47,169	00:23,870	00:28,629	00:26,108	00:28,562	257,76	13:45:36	
4	01:47,344	00:24,395	00:28,476	00:26,294	00:28,179	254,72	13:47:24	
5	01:49,944	00:24,629	00:29,586	00:27,068	00:28,661	254,72	13:49:14	
6	PIT	00:24,405	00:28,816	00:31,815	00:48,726	251,75	13:51:27	
7	05:13,079	03:46,382	00:30,986	00:26,886	00:28,825		13:56:40	
8	01:47,477	00:24,164	00:28,534	00:26,223	00:28,556	258,37	13:58:28	
9	PIT	00:24,206	00:28,380	00:26,259	00:39,338	259,62	14:00:26	
10	03:27,297	01:30,216	00:37,419	00:35,469	00:44,193		14:03:53	
11	01:56,433	00:28,585	00:30,292	00:27,432	00:30,124	187,18	14:05:50	
21 - FERNANDEZ,Luis							P.Vmax: 21	T. Ideal: 01:47,515
V. Tiempo	Sector 1	Sector 2	Sector 3	Sector 4	V.Max	Hora		
1	START	00:38,329	00:37,409	00:30,087	00:31,262		13:42:16	
2	PIT	00:26,286	00:30,097	00:27,700	00:35,292	234,78	13:44:16	
3	03:33,865	02:06,310	00:30,899	00:27,479	00:29,177		13:47:49	
4	01:50,448	00:25,466	00:28,987	00:26,732	00:29,263	231,76	13:49:40	
5	01:49,633	00:25,197	00:28,948	00:26,479	00:29,009	230,28	13:51:30	
6	01:49,073	00:25,118	00:28,629	00:26,341	00:28,985	231,76	13:53:19	
7	01:48,612	00:24,900	00:28,454	00:26,446	00:28,812	234,27	13:55:07	
8	01:48,779	00:24,643	00:28,923	00:26,492	00:28,721	237,36	13:56:56	
9	01:52,357	00:24,723	00:28,871	00:28,857	00:29,906	234,78	13:58:48	
10	01:47,659	00:24,653	00:28,588	00:25,988	00:28,430	234,78	14:00:36	
11	PIT	00:25,299	00:30,080	00:28,374	00:38,773	235,29	14:02:39	
23 - ROIG,Josep A.							P.Vmax: 30	T. Ideal: 01:48,858
V. Tiempo	Sector 1	Sector 2	Sector 3	Sector 4	V.Max	Hora		
1	START	00:30,685	00:31,668	00:28,610	00:30,819		13:42:01	
2	01:51,773	00:25,510	00:29,279	00:27,168	00:29,816	224,07	13:43:53	
3	01:50,422	00:25,018	00:28,932	00:26,842	00:29,630	230,28	13:45:43	
4	01:50,187	00:25,279	00:28,790	00:26,496	00:29,622	225,47	13:47:33	
5	01:50,204	00:25,027	00:29,013	00:26,458	00:29,706	224,53	13:49:24	
6	01:50,240	00:24,895	00:29,159	00:26,784	00:29,402	225,47	13:51:14	
7	01:50,195	00:25,131	00:28,706	00:27,011	00:29,347	222,22	13:53:04	
8	01:50,289	00:24,989	00:28,811	00:26,552	00:29,937	226,42	13:54:54	
9	01:50,731	00:25,690	00:29,172	00:26,426	00:29,443	227,37	13:56:45	
10	01:51,058	00:25,330	00:29,069	00:26,983	00:29,676	225,00	13:58:36	
11	01:49,064	00:24,823	00:28,667	00:26,302	00:29,272	227,85	14:00:25	
12	01:49,580	00:24,815	00:28,469	00:26,609	00:29,687	227,37	14:02:15	
13	01:50,960	00:26,026	00:28,584	00:26,973	00:29,377	227,37	14:04:06	
14	01:50,353	00:25,258	00:29,186	00:26,574	00:29,335	228,33	14:05:56	
27 - RODRIGUEZ,Jose							P.Vmax: 31	T. Ideal: 01:51,506
V. Tiempo	Sector 1	Sector 2	Sector 3	Sector 4	V.Max	Hora		
1	START	01:33,475	00:31,548	00:28,917	00:31,337		13:43:04	
2	01:53,398	00:25,985	00:29,400	00:27,683	00:30,330	225,94	13:44:58	
3	01:53,720	00:25,736	00:29,396	00:27,299	00:31,289	219,96	13:46:52	
4	01:56,069	00:25,815	00:30,933	00:28,564	00:30,757	220,41	13:48:48	
5	01:52,624	00:25,683	00:29,375	00:27,466	00:30,100	224,07	13:50:40	
6	01:51,710	00:25,298	00:29,394	00:27,079	00:29,939	222,22	13:52:32	
7	01:52,560	00:25,413	00:29,190	00:27,847	00:30,110	223,14	13:54:25	
8	PIT	00:25,619	00:31,402	00:28,549	00:41,263	228,81	13:56:31	
31 - GOMIS,Juan							P.Vmax: 20	T. Ideal: 01:48,045
V. Tiempo	Sector 1	Sector 2	Sector 3	Sector 4	V.Max	Hora		
1	START	00:39,858	00:34,897	00:28,861	00:32,197		13:42:15	



**Motodes - Cuna de Campeones Circuit****VUELTA A VUELTA SECTORES 2 Ent.Cronometrado MICHELIN P.C.**

2	01:53,663	00:26,242	00:30,283	00:27,483	00:29,655	233,26	13:44:09	1	START	00:39,967	00:34,616	00:28,502	00:32,391		13:42:15						
3	01:51,303	00:25,220	00:29,460	00:27,097	00:29,526	235,29	13:46:00	2	01:52,939	00:26,227	00:30,152	00:27,203	00:29,357	227,37	13:44:08						
4	01:51,523	00:25,144	00:29,624	00:26,943	00:29,812	228,81	13:47:51	3	01:49,906	00:24,969	00:29,262	00:26,762	00:28,913	231,76	13:45:57						
5	01:50,389	00:25,108	00:29,076	00:26,618	00:29,587	227,85	13:49:42	4	01:50,461	00:25,166	00:29,262	00:26,831	00:29,202	227,37	13:47:48						
6	01:49,957	00:24,852	00:28,912	00:26,401	00:29,792	230,28	13:51:32	5	01:50,915	00:25,419	00:29,252	00:26,995	00:29,249	225,94	13:49:39						
7	01:50,306	00:25,281	00:28,816	00:26,643	00:29,566	230,28	13:53:22	6	01:50,323	00:25,173	00:29,458	00:26,538	00:29,154	227,37	13:51:29						
8	01:50,040	00:24,643	00:28,838	00:27,183	00:29,376	234,27	13:55:12	7	01:50,075	00:25,048	00:28,894	00:27,058	00:29,075	226,89	13:53:19						
9	01:48,734	00:24,470	00:28,765	00:26,141	00:29,358	237,89	13:57:01	8	01:50,355	00:25,125	00:29,240	00:26,795	00:29,195	229,30	13:55:10						
10	01:53,898	00:25,249	00:29,587	00:27,831	00:31,231	236,84	13:58:55	9	01:50,544	00:24,969	00:29,096	00:26,916	00:29,563	233,77	13:57:00						
11	02:07,727	00:26,805	00:35,488	00:32,099	00:33,335	233,26	14:01:03	10	01:50,247	00:25,079	00:29,051	00:26,782	00:29,335	228,81	13:58:50						
12	01:48,790	00:24,859	00:28,501	00:26,486	00:28,944	232,76	14:02:51	11	PIT	00:28,141	00:36,290	00:36,991	00:44,293	230,77	14:01:16						
13	01:49,216	00:24,679	00:28,490	00:26,462	00:29,585	235,81	14:04:41	12	PIT	02:12,662	00:30,211	00:27,831	00:45,764		14:05:13						
14	01:48,505	00:24,513	00:28,595	00:26,415	00:28,982	231,76	14:06:29	45 - JIMENEZ, José L. P.Vmax: 34 T. Ideal: 01:56,687													
33 - BENJUMEA, Manuel P.Vmax: 25 T. Ideal: 01:55,229								V. Tiempo	Sector 1	Sector 2	Sector 3	Sector 4	V.Max	Hora	V. Tiempo	Sector 1	Sector 2	Sector 3	Sector 4	V.Max	Hora
1	START	00:39,639	00:36,832	00:30,556	00:32,693		13:42:19	1	START	01:49,757	00:32,692	00:30,159	00:31,910		13:43:24						
2	02:00,447	00:28,154	00:31,617	00:29,397	00:31,279	185,25	13:44:19	2	01:58,923	00:26,712	00:31,337	00:29,259	00:31,615	215,57	13:45:23						
3	01:55,985	00:26,556	00:30,575	00:28,159	00:30,695	234,78	13:46:15	3	01:57,627	00:26,741	00:31,505	00:28,036	00:31,345	213,02	13:47:20						
4	01:59,926	00:26,531	00:31,583	00:29,517	00:32,295	230,28	13:48:15	4	01:58,957	00:26,671	00:31,878	00:28,633	00:31,775	211,35	13:49:19						
5	01:56,919	00:27,092	00:31,052	00:28,014	00:30,761	226,42	13:50:12	5	01:57,933	00:26,648	00:31,526	00:28,691	00:31,068	213,02	13:51:17						
6	PIT	00:26,756	00:30,590	00:28,383	00:39,166	231,76	13:52:17	6	01:59,496	00:27,033	00:31,610	00:29,186	00:31,667	215,57	13:53:17						
7	09:57,196	08:27,184	00:30,841	00:28,473	00:30,698		14:02:14	7	01:59,370	00:27,075	00:31,305	00:29,011	00:31,979	217,74	13:55:16						
8	01:56,956	00:27,157	00:29,989	00:28,878	00:30,932	229,30	14:04:11	8	01:58,703	00:26,606	00:31,716	00:28,875	00:31,506	220,41	13:57:15						
9	PIT	00:26,533	00:31,708	00:29,109	00:42,182	230,77	14:06:21	9	01:58,376	00:26,760	00:31,518	00:28,868	00:31,230	216,43	13:59:13						
35 - PERU, Mario P.Vmax: 8 T. Ideal: 01:48,079								10	01:59,475	00:26,990	00:31,335	00:29,342	00:31,808	216,00	14:01:13						
V. Tiempo	Sector 1	Sector 2	Sector 3	Sector 4	V.Max	Hora		11	01:59,189	00:27,004	00:31,329	00:29,008	00:31,848	220,41	14:03:12						
1	START	00:38,111	00:31,340	00:27,737	00:30,932		13:42:07	12	PIT	00:26,428	00:31,155	00:28,704	00:44,632	219,51	14:05:23						
2	01:51,014	00:24,753	00:29,432	00:27,023	00:29,806	242,70	13:43:58	53 - MARTIN, Iván P.Vmax: 19 T. Ideal: 01:53,382													
3	01:50,019	00:24,644	00:28,878	00:26,850	00:29,647	246,01	13:45:48	V. Tiempo	Sector 1	Sector 2	Sector 3	Sector 4	V.Max	Hora							
4	01:50,313	00:25,024	00:29,014	00:26,543	00:29,732	231,76	13:47:39	1	START	00:44,444	00:39,421	00:34,581	00:36,931		13:42:35						
5	02:04,762	00:24,724	00:28,798	00:41,874	00:29,366	244,90	13:49:43	2	02:03,408	00:28,240	00:32,743	00:30,357	00:32,068	213,44	13:44:38						
6	01:48,315	00:24,431	00:28,381	00:26,604	00:28,899	249,42	13:51:32	3	01:57,998	00:26,127	00:31,518	00:28,608	00:31,745	228,33	13:46:36						
7	01:49,182	00:24,513	00:28,336	00:26,431	00:29,902	244,90	13:53:21	4	01:57,552	00:25,839	00:31,387	00:29,029	00:31,297	235,29	13:48:33						
8	01:49,855	00:24,750	00:29,025	00:26,658	00:29,422	244,34	13:55:11	5	02:15,941	00:25,901	00:30,589	00:46,832	00:32,619	233,26	13:50:49						
9	01:49,895	00:24,464	00:28,741	00:27,007	00:29,683	253,52	13:57:01	6	01:57,525	00:26,507	00:30,540	00:28,951	00:31,527	232,26	13:52:47						
10	01:49,830	00:25,029	00:28,698	00:27,029	00:29,074	241,07	13:58:50	7	01:57,031	00:26,327	00:30,943	00:29,012	00:30,749	230,77	13:54:44						
11	01:49,276	00:24,824	00:29,120	00:26,413	00:28,919	244,90	14:00:40	8	PIT	00:25,847	00:31,245	00:29,461	00:40,583	240,00	13:56:51						
12	01:49,306	00:24,496	00:28,639	00:26,841	00:29,330	243,24	14:02:29	9	04:04,982	02:20,706	00:42,465	00:30,083	00:31,728		14:00:56						
13	01:49,293	00:24,470	00:28,429	00:26,621	00:29,773	248,85	14:04:18	10	01:54,961	00:25,476	00:30,845	00:28,313	00:30,327	237,89	14:02:51						
14	01:49,610	00:24,812	00:28,815	00:26,713	00:29,270	244,34	14:06:08	11	01:53,974	00:25,825	00:29,755	00:27,824	00:30,570	237,36	14:04:45						
36 - GUTIERREZ, Oscar P.Vmax: 3 T. Ideal: 01:45,270								12	01:54,414	00:25,600	00:29,775	00:28,614	00:30,425	236,84	14:06:39						
V. Tiempo	Sector 1	Sector 2	Sector 3	Sector 4	V.Max	Hora		54 - MUNERA, Blas P.Vmax: 9 T. Ideal: 01:46,522													
1	START	01:22,992	00:32,334	00:27,798	00:30,659		13:42:53	V. Tiempo	Sector 1	Sector 2	Sector 3	Sector 4	V.Max	Hora							
2	01:48,429	00:24,471	00:28,886	00:26,408	00:28,664	259,62	13:44:41	1	START	02:38,379	00:30,005	00:27,516	00:29,397		13:44:04						
3	01:47,441	00:23,807	00:28,910	00:26,186	00:28,538	257,76	13:46:29	2	01:48,221	00:24,725	00:28,344	00:26,197	00:28,955	249,42	13:45:53						
4	01:46,756	00:23,867	00:28,386	00:25,996	00:28,507	253,52	13:48:16	3	01:47,845	00:24,609	00:28,290	00:26,235	00:28,711	247,14	13:47:41						
5	01:46,903	00:24,335	00:28,302	00:25,771	00:28,495	247,14	13:50:02	4	01:47,512	00:24,549	00:28,114	00:25,906	00:28,943	246,01	13:49:28						
6	01:48,358	00:24,332	00:28,364	00:27,071	00:28,591	252,93	13:51:51	5	01:48,203	00:24,415	00:28,087	00:26,272	00:29,429	246,01	13:51:16						
7	01:46,437	00:24,251	00:28,498	00:25,571	00:28,117	251,75	13:53:37	6	01:47,780	00:24,696	00:27,934	00:26,124	00:29,026	244,90	13:53:04						
8	01:46,220	00:24,044	00:28,213	00:25,713	00:28,250	257,76	13:55:23	7	01:48,021	00:23,971	00:28,225	00:26,858	00:28,967	247,71	13:54:52						
9	01:47,598	00:24,108	00:28,371	00:26,279	00:28,840	262,14	13:57:11	8	PIT	00:25,161	00:28,139	00:26,475	00:41,529	251,75	13:56:53						
10	01:47,019	00:24,240	00:28,290	00:25,967	00:28,522	251,16	13:58:58	9	02:27,467	00:58,604	00:30,703	00:27,871	00:30,289		13:59:21						
11	02:12,086	00:29,721	00:46,771	00:26,558	00:29,036	253,52	14:01:10	10	01:48,599	00:24,127	00:28,105	00:26,616	00:29,751	252,93	14:01:09						
12	02:10,934	00:27,093	00:37,206	00:28,201	00:38,434	251,75	14:03:21	11	PIT	00:25,645	00:29,412	00:28,891	00:42,033	237,89	14:03:15						
13	01:45,495	00:24,032	00:28,052	00:25,399	00:28,012	254,72	14:05:07	55 - DIAZ, Rubén P.Vmax: 21 T. Ideal: 01:48,734													
41 - ALONSO, Koldo P.Vmax: 27 T. Ideal: 01:49,314								V. Tiempo	Sector 1	Sector 2	Sector 3	Sector 4	V.Max	Hora							
V. Tiempo	Sector 1	Sector 2	Sector 3	Sector 4	V.Max	Hora		1	START	01:23,990	00:31,773	00:27,497	00:30,749		13:42:53						
1	START	01:23,990	00:31,773	00:27,497	00:30,749		13:42:53	2	01:52,421	00:25,773	00:29,789	00:27,038	00:29,821	235,29	13:44:46						





Motodes - Cuna de Campeones Circuit

VUELTA A VUELTA SECTORES 2 Ent.Cronometrado MICHELIN P.C.

Table with 13 rows and 13 columns showing race results for various riders including lap times and sector times.

59 - ZABALA,Osoitz P.Vmax: 27 T. Ideal: 01:52,046

Table with 13 rows and 7 columns showing detailed race results for rider 59, including sector times and V.Max.

61 - PALAU,Julio P.Vmax: 11 T. Ideal: 01:45,110

Table with 13 rows and 7 columns showing detailed race results for rider 61, including sector times and V.Max.

67 - VALLS,Jordi P.Vmax: 17 T. Ideal: 01:46,402

Table with 13 rows and 7 columns showing detailed race results for rider 67, including sector times and V.Max.

73 - LOZANO,Francisco P.Vmax: 16 T. Ideal: 01:50,661

Table with 5 rows and 7 columns showing detailed race results for rider 73, including sector times and V.Max.

74 - BADIA,Albert P.Vmax: 7 T. Ideal: 01:45,820

Table with 13 rows and 7 columns showing detailed race results for rider 74, including sector times and V.Max.

77 - ALONSO,Patxi P.Vmax: 33 T. Ideal: 01:57,953

Table with 13 rows and 7 columns showing detailed race results for rider 77, including sector times and V.Max.

79 - LLORENS,Pere P.Vmax: 15 T. Ideal: 01:46,308

Table with 13 rows and 7 columns showing detailed race results for rider 79, including sector times and V.Max.

80 - FOLCH,Joan P.Vmax: 6 T. Ideal: 01:46,764

Table with 13 rows and 7 columns showing detailed race results for rider 80, including sector times and V.Max.





Motodes - Cuna de Campeones Circuit

VUELTA A VUELTA SECTORES 2 Ent.Cronometrado MICHELIN P.C.

10	03:12,337	01:44,843	00:30,272	00:27,837	00:29,385	14:00:47	11	PIT	00:24,831	00:29,588	00:27,684	00:47,119	258,37	14:02:21		
11	01:47,785	00:23,851	00:28,487	00:26,588	00:28,859	254,72	14:02:35	112 - TRIAS,David							P.Vmax: 10	T. Ideal: 01:49,023
12	01:47,301	00:24,134	00:28,360	00:26,323	00:28,484	256,53	14:04:22	V. Tiempo	Sector 1	Sector 2	Sector 3	Sector 4	V.Max	Hora		
13	01:48,786	00:24,682	00:28,673	00:26,069	00:29,362	255,92	14:06:11	1	START	00:39,203	00:37,128	00:30,072	00:32,590		13:42:18	
84 - CARRILLI, José M.							P.Vmax: 31	T. Ideal: 01:50,186	2	02:00,150	00:28,055	00:31,790	00:29,634	00:30,671	181,51	13:44:18
V. Tiempo	Sector 1	Sector 2	Sector 3	Sector 4	V.Max	Hora	3	01:53,882	00:25,609	00:29,791	00:28,785	00:29,697	243,24	13:46:12		
1	START	01:02,088	00:34,663	00:29,830	00:32,382	13:42:38	4	01:51,888	00:24,815	00:29,732	00:27,479	00:29,862	249,42	13:48:04		
2	01:54,582	00:26,809	00:30,178	00:27,644	00:29,951	227,85	13:44:33	5	01:50,686	00:25,074	00:29,094	00:27,255	00:29,263	247,71	13:49:55	
3	01:51,484	00:25,493	00:28,962	00:27,364	00:29,665	228,81	13:46:24	6	01:51,405	00:24,913	00:29,634	00:27,511	00:29,347	249,42	13:51:46	
4	01:51,045	00:24,991	00:28,774	00:27,350	00:29,930	228,33	13:48:15	7	01:50,922	00:25,013	00:29,503	00:27,352	00:29,054	247,14	13:53:37	
5	01:51,709	00:26,147	00:28,799	00:27,031	00:29,732	224,07	13:50:07	8	PIT	00:25,146	00:29,048	00:27,369	00:36,540	251,16	13:55:35	
6	01:50,430	00:24,989	00:28,906	00:26,896	00:29,639	225,00	13:51:57	9	06:34,870	05:07,547	00:29,748	00:27,721	00:29,854		14:02:10	
7	PIT	00:25,225	00:29,088	00:28,242	00:42,749	219,96	13:54:03	10	01:49,129	00:24,500	00:28,934	00:27,013	00:28,682	249,42	14:03:59	
8	04:03,794	02:22,294	00:36,090	00:32,885	00:32,525		13:58:06	11	01:50,778	00:24,570	00:28,828	00:27,844	00:29,536	251,75	14:05:50	
9	01:56,895	00:26,409	00:29,737	00:29,427	00:31,322	222,22	14:00:03	123 - BERGA, Enrique							P.Vmax: 2	T. Ideal: 01:45,125
10	01:50,470	00:25,156	00:28,822	00:26,784	00:29,708	225,94	14:01:54	V. Tiempo	Sector 1	Sector 2	Sector 3	Sector 4	V.Max	Hora		
11	PIT	00:25,051	00:28,918	00:26,819	00:52,630	225,94	14:04:07	1	START	03:28,348	00:37,036	00:26,258	00:29,438		13:45:00	
95 - CARBONERO, Iván							P.Vmax: 14	T. Ideal: 01:44,493	2	01:49,613	00:24,429	00:28,563	00:27,221	00:29,400	256,53	13:46:50
V. Tiempo	Sector 1	Sector 2	Sector 3	Sector 4	V.Max	Hora	3	01:48,023	00:24,211	00:28,380	00:26,433	00:28,999	257,14	13:48:38		
1	START	01:07,595	00:30,139	00:27,377	00:30,354	13:42:35	4	01:47,827	00:24,411	00:28,280	00:26,394	00:28,742	254,72	13:50:26		
2	01:45,517	00:23,842	00:27,793	00:25,681	00:28,201	240,53	13:44:20	5	01:48,796	00:24,231	00:29,332	00:26,717	00:28,516	255,92	13:52:14	
3	02:03,794	00:23,979	00:29,317	00:41,657	00:28,841	245,45	13:46:24	6	01:46,227	00:24,050	00:27,924	00:25,884	00:28,369	250,58	13:54:01	
4	01:47,325	00:23,919	00:27,656	00:26,233	00:29,517	238,41	13:48:11	7	01:45,522	00:23,720	00:27,839	00:25,843	00:28,120	258,99	13:55:46	
5	01:45,505	00:23,794	00:27,498	00:25,370	00:28,843	236,84	13:49:57	8	01:46,447	00:23,802	00:28,264	00:25,994	00:28,387	262,77	13:57:33	
6	PIT	00:25,370	00:29,429	00:26,284	00:39,260	234,27	13:51:57	9	01:46,118	00:24,112	00:27,877	00:25,989	00:28,140	256,53	13:59:19	
7	04:09,463	02:46,120	00:29,766	00:25,471	00:28,106		13:56:07	10	01:45,716	00:23,487	00:28,037	00:25,679	00:28,513	262,77	14:01:05	
8	PIT	00:24,039	00:28,546	00:25,418	00:34,564	243,24	13:57:59	11	01:46,613	00:23,526	00:28,890	00:25,762	00:28,435	262,14	14:02:51	
9	03:41,438	02:18,511	00:27,959	00:25,509	00:29,459		14:01:41	12	PIT	00:23,730	00:28,321	00:25,990	00:45,508	256,53	14:04:55	
10	01:46,067	00:24,091	00:28,494	00:25,392	00:28,090	235,29	14:03:27	177 - URRACA, Luis M.							P.Vmax: 12	T. Ideal: 01:47,205
11	01:44,687	00:23,769	00:27,677	00:25,136	00:28,105	242,70	14:05:11	V. Tiempo	Sector 1	Sector 2	Sector 3	Sector 4	V.Max	Hora		
96 - RODRIGUEZ, Fco.J.							P.Vmax: 24	T. Ideal: 01:54,812	1	START	00:30,030	00:31,949	00:28,080	00:30,496		13:42:00
V. Tiempo	Sector 1	Sector 2	Sector 3	Sector 4	V.Max	Hora	2	01:51,980	00:25,466	00:28,842	00:27,847	00:29,825	245,45	13:43:52		
1	START	01:33,693	00:33,416	00:30,265	00:32,092	13:43:09	3	01:50,169	00:25,159	00:28,600	00:26,882	00:29,528	246,58	13:45:42		
2	01:58,507	00:27,249	00:31,107	00:28,654	00:31,497	226,89	13:45:07	4	01:50,123	00:25,428	00:28,695	00:26,861	00:29,139	235,81	13:47:32	
3	01:56,641	00:26,583	00:30,650	00:28,123	00:31,285	227,85	13:47:04	5	01:50,580	00:25,274	00:28,730	00:27,097	00:29,479	231,76	13:49:23	
4	01:58,017	00:26,868	00:30,732	00:28,892	00:31,525	230,77	13:49:02	6	01:49,623	00:25,535	00:28,883	00:26,763	00:28,442	231,26	13:51:12	
5	01:55,973	00:26,506	00:30,512	00:28,038	00:30,917	228,33	13:50:58	7	01:48,425	00:24,821	00:28,347	00:26,389	00:28,868	241,61	13:53:01	
6	01:58,499	00:26,895	00:30,442	00:29,431	00:31,731	226,42	13:52:56	8	01:48,018	00:24,638	00:28,579	00:26,435	00:28,366	236,84	13:54:49	
7	01:57,851	00:26,476	00:31,108	00:29,165	00:31,102	231,26	13:54:54	9	01:50,548	00:25,652	00:29,690	00:26,387	00:28,819	236,84	13:56:39	
8	01:57,134	00:26,168	00:31,788	00:28,548	00:30,630	235,81	13:56:51	10	01:47,926	00:24,794	00:28,401	00:26,284	00:28,447	243,24	13:58:27	
9	01:57,128	00:26,407	00:30,474	00:29,628	00:30,619	226,42	13:58:48	11	01:47,477	00:24,508	00:28,182	00:26,331	00:28,456	244,34	14:00:15	
10	01:55,259	00:26,129	00:30,515	00:28,172	00:30,443	229,79	14:00:44	12	01:47,886	00:24,373	00:28,301	00:26,536	00:28,676	244,34	14:02:02	
11	01:55,664	00:26,044	00:30,339	00:28,308	00:30,973	225,00	14:02:39	13	02:18,236	00:24,619	00:37,546	00:39,641	00:36,430	244,34	14:04:21	
12	01:56,480	00:25,992	00:30,728	00:28,958	00:30,802	232,76	14:04:36	14	01:56,639	00:25,796	00:33,006	00:27,864	00:29,973	224,07	14:06:17	
13	01:56,349	00:26,277	00:30,655	00:28,293	00:31,124	228,81	14:06:32	220 - SANCHEZ, Kevin							P.Vmax: 12	T. Ideal: 01:47,012
99 - ALVAREZ, Alberto							P.Vmax: 4	T. Ideal: 01:49,307	V. Tiempo	Sector 1	Sector 2	Sector 3	Sector 4	V.Max	Hora	
V. Tiempo	Sector 1	Sector 2	Sector 3	Sector 4	V.Max	Hora	1	START	00:51,542	00:36,582	00:33,943	00:34,667		13:42:36		
1	START	02:03,425	00:31,676	00:29,124	00:30,434	13:43:34	2	01:52,674	00:26,040	00:29,890	00:27,270	00:29,474	238,41	13:44:29		
2	01:50,837	00:25,440	00:29,524	00:27,308	00:28,565	258,99	13:45:25	3	01:50,298	00:24,742	00:29,219	00:27,225	00:29,112	244,34	13:46:19	
3	01:51,267	00:25,538	00:29,741	00:27,307	00:28,681	258,37	13:47:16	4	01:52,471	00:24,419	00:29,911	00:27,496	00:30,645	242,15	13:48:11	
4	01:50,464	00:25,032	00:29,262	00:27,535	00:28,635	257,14	13:49:06	5	01:47,334	00:24,237	00:28,340	00:26,062	00:28,695	237,36	13:49:59	
5	01:50,969	00:25,335	00:29,404	00:27,104	00:29,126	256,53	13:50:57	6	PIT	00:23,996	00:28,536	00:26,111	00:39,132	243,79	13:51:56	
6	01:51,335	00:25,035	00:30,412	00:27,148	00:28,740	257,14	13:52:49	7	05:24,036	03:54,375	00:32,178	00:27,502	00:29,981		13:57:20	
7	01:52,574	00:24,947	00:30,474	00:27,734	00:29,419	251,75	13:54:41	8	01:48,880	00:24,072	00:28,636	00:27,379	00:28,793	241,61	13:59:09	
8	01:50,529	00:25,004	00:29,137	00:27,424	00:28,964	261,50	13:56:32	9	01:48,367	00:23,915	00:28,601	00:27,037	00:28,814	244,34	14:00:58	
9	01:50,146	00:24,630	00:29,268	00:27,349	00:28,899	260,24	13:58:22	10	01:47,673	00:24,294	00:28,378	00:26,225	00:28,776	246,58	14:02:45	
10	01:50,187	00:24,995	00:29,314	00:26,975	00:28,903	258,99	14:00:12	11	PIT	00:24,104	00:28,815	00:34,248	00:48,037	244,34	14:05:01	






Circuit de la C. Valenciana

Motodes - Cuna de Campeones Circuit

ANALISIS PIT 2 Ent.Cronometrado MICHELIN P.C.

1 - MULERO,Aitor				Num. P. 1	Total in PIT: 00:01:46,758	99 - ALVAREZ,Alberto					
Time IN	Time OUT	GAP	Lap	54 - MUNERA,Blas		Time IN	Time OUT	GAP	Lap		
13:56:20,926	13:58:58,771	00:02:37,845	6	Time IN	Time OUT	GAP	Lap				
Num. P. 1				Total in PIT: 00:02:37,845		14:02:21,849	...		11		
11 - OLIVA,Oriol				Num. P. 2		Total in PIT:					
Time IN	Time OUT	GAP	Lap	55 - DIAZ,Rubén		112 - TRIAS,David		Time IN	Time OUT	GAP	Lap
13:50:02,243	13:53:45,194	00:03:42,951	5	Time IN	Time OUT	GAP	Lap	13:55:35,689	14:00:18,710	00:04:43,021	8
Num. P. 1				Total in PIT: 00:03:42,951		Num. P. 1		Total in PIT: 00:04:43,021			
12 - RODRIGUEZ,Fran				55 - DIAZ,Rubén		123 - BERGA,Enrique					
Time IN	Time OUT	GAP	Lap	Time IN	Time OUT	GAP	Lap	Time IN	Time OUT	GAP	Lap
13:50:41,419	13:51:04,840	00:00:23,421	5	13:52:29,575	13:54:43,364	00:02:13,789	6	14:04:55,191	...		12
14:00:47,945	...		10	Num. P. 1		Total in PIT: 00:02:13,789		Num. P. 1			
Num. P. 2				Total in PIT: 00:00:23,421		61 - PALAU,Julio		Total in PIT:			
16 - CRUZ,Fco. De La				61 - PALAU,Julio		220 - SANCHEZ,Kevin					
Time IN	Time OUT	GAP	Lap	Time IN	Time OUT	GAP	Lap	Time IN	Time OUT	GAP	Lap
14:00:57,053	...		10	13:49:46,317	13:51:15,056	00:01:28,739	4	13:51:56,946	13:55:17,529	00:03:20,583	6
Num. P. 1				Total in PIT:		Num. P. 1		Total in PIT: 00:03:20,583			
17 - SANTOS,Raúl				67 - VALLS,Jordi		74 - BADIA,Albert					
Time IN	Time OUT	GAP	Lap	Time IN	Time OUT	GAP	Lap	Time IN	Time OUT	GAP	Lap
13:51:27,849	13:54:41,605	00:03:13,756	6	13:49:10,716	13:50:20,930	00:01:10,214	4	14:05:01,106	...		11
14:00:26,588	14:01:22,075	00:00:55,487	9	13:59:35,356	14:02:46,929	00:03:11,573	9	Num. P. 2			
Num. P. 2				Total in PIT: 00:04:09,243		Num. P. 2		Total in PIT: 00:03:20,583			
21 - FERNANDEZ,Luis				74 - BADIA,Albert		77 - ALONSO,Patxi					
Time IN	Time OUT	GAP	Lap	Time IN	Time OUT	GAP	Lap	Time IN	Time OUT	GAP	Lap
13:44:16,122	13:45:58,741	00:01:42,619	2	13:52:16,571	13:53:37,323	00:01:20,752	6	13:54:42,010	...		7
14:02:39,074	...		11	14:02:52,750	...		11	Num. P. 2			
Num. P. 2				Total in PIT: 00:01:42,619		Num. P. 2		Total in PIT: 00:01:20,752			
27 - RODRIGUEZ,José				77 - ALONSO,Patxi		79 - LLORENS,Pere					
Time IN	Time OUT	GAP	Lap	Time IN	Time OUT	GAP	Lap	Time IN	Time OUT	GAP	Lap
13:56:31,851	...		8	13:47:39,961	13:48:39,005	00:00:59,044	4	14:05:05,244	...		13
Num. P. 1				Total in PIT:		Num. P. 2		Total in PIT: 00:00:59,044			
33 - BENJUMEA,Manuel				79 - LLORENS,Pere		80 - FOLCH,Joan					
Time IN	Time OUT	GAP	Lap	Time IN	Time OUT	GAP	Lap	Time IN	Time OUT	GAP	Lap
13:52:17,552	14:00:19,157	00:08:01,605	6	13:57:35,144	13:58:46,378	00:01:11,234	9	Num. P. 1			
14:06:21,236	...		9	Num. P. 1		Total in PIT: 00:01:11,234		Total in PIT: 00:01:11,234			
Num. P. 2				Total in PIT: 00:08:01,605		84 - CARRILLI,José M.					
41 - ALONSO,Koldo				80 - FOLCH,Joan		95 - CARBONERO,Iván					
Time IN	Time OUT	GAP	Lap	Time IN	Time OUT	GAP	Lap	Time IN	Time OUT	GAP	Lap
14:01:16,616	14:02:59,119	00:01:42,503	11	13:54:03,177	13:55:53,163	00:01:49,986	7	13:51:57,609	13:54:18,804	00:02:21,195	6
14:05:13,084	...		12	14:04:07,754	...		11	13:57:59,639	13:59:53,510	00:01:53,871	8
Num. P. 2				Total in PIT: 00:01:42,503		Num. P. 2		Total in PIT: 00:04:15,066			
45 - JIMENEZ,José L.				95 - CARBONERO,Iván		53 - MARTIN,Iván					
Time IN	Time OUT	GAP	Lap	Time IN	Time OUT	GAP	Lap	Time IN	Time OUT	GAP	Lap
14:05:23,146	...		12	Num. P. 1		Total in PIT:		13:56:51,628	13:58:38,386	00:01:46,758	8
Num. P. 1				Total in PIT:		53 - MARTIN,Iván					
53 - MARTIN,Iván				53 - MARTIN,Iván							
Time IN	Time OUT	GAP	Lap								
13:56:51,628	13:58:38,386	00:01:46,758	8								





Motodes - Cuna de Campeones Circuit

15 - 16 de Mayo 2010

Circuit de la C.Valenciana
Length: 4005 metros

Results Qualifying Practice

MICHELIN P.C.

Pos.	N.	Rider	Team	Motorcycle	Nat.	Time	Gap	Qualif. 1	iL	nL	Qualif. 2	iL	nL	TL	Cat.
1	95	CARBONERO,Iván	MC Carbal	Kawasaki	ESP	01:44,183		01:44,183	4	10	01:44,687	11	11	21	SS
2	61	PALAU,Julio	CMC Albacete	Kawasaki	ESP	01:44,988	00:00,805	01:44,988	11	11	01:45,142	7	11	22	SS
3	11	OLIVA,Oriol	Ventaneumáticos	Yamaha	ESP	01:45,002	00:00,819	01:45,002	10	11	01:45,974	9	11	22	SE1
4	36	GUTIERREZ,Oscar		Yamaha	ESP	01:45,495	00:01,312	01:47,903	12	13	01:45,495	13	13	26	SE1
5	123	BERGA,Enrique	SRW	Yamaha	ESP	01:45,522	00:01,339	01:47,128	5	6	01:45,522	7	12	18	SE1
6	74	BADIA,Albert		Yamaha	ESP	01:46,476	00:02,293	01:46,746	10	11	01:46,476	8	11	22	EXT
7	67	VALLS,Jordi	CC Motor	Honda	ESP	01:46,577	00:02,394	01:46,854	8	12	01:46,577	6	11	23	SS
8	79	LLORENS,Pere	MC Sant Hilari	Yamaha	ESP	01:46,647	00:02,464	01:49,823	4	6	01:46,647	9	13	19	SS
9	17	SANTOS,Raúl	R.100 Motostion	Honda	ESP	01:47,169	00:02,986	01:49,008	4	7	01:47,169	3	11	18	SE1
10	12	RODRIGUEZ,Fran	Ilusión T.	Yamaha	ESP	01:47,235	00:03,052	01:51,683	8	10	01:47,235	7	10	20	SE6
11	80	FOLCH,Joan	Ilusión T.	Yamaha	ESP	01:47,301	00:03,118	01:49,365	10	13	01:47,301	12	13	26	EXT
12	220	SANCHEZ,Kevin	CM Cartagena	Kawasaki	ESP	01:47,334	00:03,151	01:50,193	8	9	01:47,334	5	11	20	SE6
13	177	URRACA,Luis M.	CMC Albacete	Suzuki	ESP	01:47,477	00:03,294	01:50,072	11	14	01:47,477	11	14	28	EXT
14	54	MUNERA,Blas		Yamaha	ESP	01:47,512	00:03,329	01:47,777	9	11	01:47,512	4	11	22	EXT
15	21	FERNANDEZ,Luis	T.SP2	Yamaha	ESP	01:47,659	00:03,476	01:49,864	11	12	01:47,659	10	11	23	SE6
16	35	PERU,Mario	Skulls	Suzuki	ESP	01:48,315	00:04,132	01:50,267	6	8	01:48,315	6	14	22	EXT
17	31	GOMIS,Juan	CMC Albacete	Yamaha	ESP	01:48,505	00:04,322	01:50,740	8	11	01:48,505	14	14	25	SE6
18	55	DIAZ,Rubén	CMC Albacete	Kawasaki	ESP	01:48,868	00:04,685	01:51,403	10	10	01:48,868	9	12	22	SS
19	23	ROIG,Josep A.		Honda	ESP	01:49,064	00:04,881	01:50,681	13	14	01:49,064	11	14	28	SE6
20	112	TRIAS,David	Ventaneumáticos	Suzuki	ESP	01:49,129	00:04,946	01:53,606	8	8	01:49,129	10	11	19	EXT
21	41	ALONSO,Koldo	GG Team	Yamaha	ESP	01:49,906	00:05,723	01:51,725	11	12	01:49,906	3	12	24	SE6
22	99	ALVAREZ,Alberto	Moto del Olmo	Yamaha	ESP	01:50,146	00:05,963	01:51,922	4	11	01:50,146	9	11	22	EXT
23	84	CARRILLI, José M.	MC Fuente Alamo	Honda	ESP	01:50,430	00:06,247	01:50,944	8	12	01:50,430	6	11	23	SS
24	73	LOZANO,Francisco	CMC Albacete	Kawasaki	ESP	01:50,766	00:06,583	01:53,781	6	10	01:50,766	10	13	23	SS
25	1	MULERO,Aitor	MC Pirineus	Honda	AND	01:51,100	00:06,917	01:51,100	7	9	01:51,313	4	8	17	SE6
26	13	GUZMAN,Isidoro	CMC Albacete	Yamaha	ESP	01:51,684	00:07,501	01:53,232	9	11	01:51,684	3	10	21	SE6
27	27	RODRIGUEZ, José	R.100 Motostion	Yamaha	ESP	01:51,710	00:07,527	01:52,689	10	10	01:51,710	6	8	18	SE6
28	59	ZABALA,Osoitz	GG Team	Suzuki	ESP	01:52,375	00:08,192	01:53,293	6	8	01:52,375	10	13	21	SS
29	53	MARTIN,Iván	Bravo&Bravo	Yamaha	ESP	01:53,974	00:09,791	02:32,019	2	2	01:53,974	11	12	14	SS
30	96	RODRIGUEZ,Fco.J.	R.100 Motostion	Yamaha	ESP	01:55,259	00:11,076	01:56,246	10	11	01:55,259	10	13	24	SS
31	33	BENJUMEA,Manuel	Ventaneumáticos	Suzuki	ESP	01:55,985	00:11,802	01:57,843	4	9	01:55,985	3	9	18	SE1
32	16	CRUZ,Fco. De La		Yamaha	ESP	01:56,419	00:12,236	02:19,089	2	3	01:56,419	8	10	13	SE6
33	45	JIMENEZ, José L.		Suzuki	ESP	01:57,627	00:13,444	01:58,893	8	10	01:57,627	3	12	22	SS
34	46	PEDRO,Fco.De	CMM Deportivo	Yamaha	ESP	01:57,832	00:13,649	01:57,832	6	7				7	SE6
35	77	ALONSO,Patxi	GG Team	Honda	ESP	01:58,999	00:14,816	02:01,145	6	7	01:58,999	2	7	14	SS
36	65	MONTESINOS,Juan	R.100 Motostion	Kawasaki	ESP	02:04,182	00:19,999	02:04,182	2	2				2	SS

Circuit de la C.Valenciana

Final Official

Provisional Official

Length: 4005

Hour: 13:40:00

JURY:

Hour:

C.of the Course:

Hour:

C.Timekeeper:

Hour: 14:12:13



CRONOCIRCUIT: oscar.gutierrez@circuitvalencia.com

Master Timing, Sport Timing Systems, www.mastertiming.es www.cronoline.es by Eventronic www.eventronic.es 19FJAP63



Motodes - Cuna de Campeones Circuit

15 - 16 de Mayo 2010

Laps: 14

Circuit de la C.Valenciana

Length: 4005 metros

Results

Carrera SE6-SS MICHELIN P.C.

Pos.	N.	Rider	Team	Motorcycle	Nat.	Laps	Time	Best Lap	iL	Gap	Interval	Speed	Pt.	Cat.
1	61	PALAU,Julio	CMC Albacete	Kawasaki	ESP	14	24:42,122	01:44,789	8			136,19	25	SS
2	67	VALLS,Jordi	CC Motor	Honda	ESP	14	24:59,767	01:46,105	5	00:17,645	00:17,645	134,59	20	SS
3	220	SANCHEZ,Kevin	CM Cartagena	Kawasaki	ESP	14	25:04,443	01:44,955	14	00:22,321	00:04,676	134,17	16	SE6
4	21	FERNANDEZ,Luis	T.SP2	Yamaha	ESP	14	25:11,083	01:46,549	6	00:28,961	00:06,640	133,58	13	SE6
5	31	GOMIS,Juan	CMC Albacete	Yamaha	ESP	14	25:27,066	01:47,704	11	00:44,944	00:15,983	132,18	11	SE6
6	41	ALONSO,Koldo	GG Team	Yamaha	ESP	14	25:31,089	01:47,412	9	00:48,967	00:04,023	131,84	10	SE6
7	84	CARRILLI, José M.	MC Fuente Alamo	Honda	ESP	14	25:33,052	01:47,383	12	00:50,930	00:01,963	131,67	9	SS
8	55	DIAZ,Rubén	CMC Albacete	Kawasaki	ESP	14	25:35,738	01:48,155	9	00:53,616	00:02,686	131,44	8	SS
9	95	CARBONERO,Iván	MC Carbal	Kawasaki	ESP	14	25:44,529	01:44,476	5	01:02,407	00:08,791	130,69	7	SS
10	1	MULERO,Aitor	MC Pirineus	Honda	AND	14	25:47,807	01:48,204	14	01:05,685	00:03,278	130,41	6	SE6
11	13	GUZMAN,Isidoro	CMC Albacete	Yamaha	ESP	14	26:05,753	01:50,152	11	01:23,631	00:17,946	128,92	5	SE6
12	73	LOZANO,Francisco	CMC Albacete	Kawasaki	ESP	14	26:08,789	01:49,732	13	01:26,667	00:03,036	128,67	4	SS
13	59	ZABALA,Osoitz	GG Team	Suzuki	ESP	14	26:33,022	01:51,642	5	01:50,900	00:24,233	126,71	3	SS
14	27	RODRIGUEZ, José	R.100 Motostion	Yamaha	ESP	14	26:33,182	01:51,709	2	01:51,060	00:00,160	126,7	2	SE6
.	79	LLORENS,Pere	MC Sant Hilari	Yamaha	ESP	13	DESCLAS.	01:46,219	4	-1 Lap				SS
16	96	RODRIGUEZ,Fco.J.	R.100 Motostion	Yamaha	ESP	13	25:00,720	01:53,556	13	-1 Lap	-1 Lap	124,9	1	SS
17	16	CRUZ,Fco. De La		Yamaha	ESP	13	25:01,129	01:52,893	9	-1 Lap	00:00,409	124,86		SE6
18	45	JIMENEZ, José L.		Suzuki	ESP	13	25:23,546	01:55,184	9	-1 Lap	00:22,417	123,02		SS
19	46	PEDRO,Fco.De	CMM Deportivo	Yamaha	ESP	13	25:32,906	01:55,912	12	-1 Lap	00:09,360	122,27		SE6
20	77	ALONSO,Patxi	GG Team	Honda	ESP	13	26:02,342	01:58,117	3	-1 Lap	00:29,436	119,97		SS
21	53	MARTIN,Iván	Bravo&Bravo	Yamaha	ESP	13	26:47,558	01:55,323	4	-1 Lap	00:45,216	116,6		SS
Not Classified:														
.	12	RODRIGUEZ,Fran	Ilusión T.	Yamaha	ESP	9	16:13,584	01:46,970	9	-5 Lap	-4 Lap	133,28		SE6
.	65	MONTESINOS,Juan	R.100 Motostion	Kawasaki	ESP	8	15:59,973	01:49,246	4	-6 Lap	-1 Lap	120,15		SS
.	23	ROIG,Josep A.		Honda	ESP	5	09:09,052	01:47,976	5	-9 Lap	-3 Lap	131,3		SE6

Best Lap: Rider 95 - CARBONERO,Iván - Time: 01:44,476 at 138,00 Km/h

Circuit de la C.Valenciana

Final Official

Provisional Official

Length: 4005 Hour: 16:45:00

JURY:

Hour:

C.of the Course:

Hour:

C.Timekeeper:

Hour: 17:16:00



CRONO CIRCUIT: oscar.gutierrez@circuitvalencia.com

Master Timing, Sport Timing Systems, www.mastertiming.es www.cronoline.es by Eventronic www.eventronic.es 19FJAP63



Motodes - Cuna de Campeones Circuit

15 - 16 de Mayo 2010

Laps: 14

Circuit de la C.Valenciana

Length: 4005 metros

Results

Carrera SE6

MICHELIN P.C.

Pos.	N.	Rider	Team	Motorcycle	Nat.	Laps	Time	Best Lap	iL	Gap	Interval	Speed	Pt.	Cat.
1	220	SANCHEZ, Kevin	CM Cartagena	Kawasaki	ESP	14	25:04,443	01:44,955	14			134,17	25	SE6
2	21	FERNANDEZ, Luis	T.SP2	Yamaha	ESP	14	25:11,083	01:46,549	6	00:06,640	00:06,640	133,58	20	SE6
3	31	GOMIS, Juan	CMC Albacete	Yamaha	ESP	14	25:27,066	01:47,704	11	00:22,623	00:15,983	132,18	16	SE6
4	41	ALONSO, Koldo	GG Team	Yamaha	ESP	14	25:31,089	01:47,412	9	00:26,646	00:04,023	131,84	13	SE6
5	1	MULERO, Aitor	MC Pirineus	Honda	AND	14	25:47,807	01:48,204	14	00:43,364	00:16,718	130,41	11	SE6
6	13	GUZMAN, Isidoro	CMC Albacete	Yamaha	ESP	14	26:05,753	01:50,152	11	01:01,310	00:17,946	128,92	10	SE6
7	27	RODRIGUEZ, José	R.100 Motostion	Yamaha	ESP	14	26:33,182	01:51,709	2	01:28,739	00:27,429	126,7	9	SE6
8	16	CRUZ, Fco. De La		Yamaha	ESP	13	25:01,129	01:52,893	9	-1 Lap	-1 Lap	124,86	8	SE6
9	46	PEDRO, Fco. De	CMM Deportivo	Yamaha	ESP	13	25:32,906	01:55,912	12	-1 Lap	00:31,777	122,27	7	SE6
Not Classified:														
.	12	RODRIGUEZ, Fran	Ilusión T.	Yamaha	ESP	9	16:13,584	01:46,970	9	-5 Lap	-4 Lap	133,28		SE6
.	23	ROIG, Josep A.		Honda	ESP	5	09:09,052	01:47,976	5	-9 Lap	-4 Lap	131,3		SE6

Best Lap: Rider 220 - SANCHEZ, Kevin - Time: 01:44,955 at 137,37 Km/h

Circuit de la C.Valenciana

Final Official

Provisional Official

Length: 4005

Hour: 16:45:00

JURY:

Hour:

C.of the Course:

Hour:

C.Timekeeper:

Hour: 17:24:43



CRONOCIRCUIT: oscar.gutierrez@circuitvalencia.com

Master Timing, Sport Timing Systems, www.mastertiming.es www.crononline.es by Eventronic www.eventronic.es 19FJAP63



Motodes - Cuna de Campeones Circuit

15 - 16 de Mayo 2010

Laps: 14

Circuit de la C.Valenciana

Length: 4005 metros

Results Catg.

Carrera SS

MICHELIN P.C.

Pos.	N.	Rider	Team	Motorcycle	Nat.	Laps	Time	Best Lap	iL	Gap	Interval	Speed	Pt.	Cat.
1	61	PALAU, Julio	CMC Albacete	Kawasaki	ESP	14	24:42,122	01:44,789	8			136,19	25	SS
2	67	VALLS, Jordi	CC Motor	Honda	ESP	14	24:59,767	01:46,105	5	00:17,645	00:17,645	134,59	20	SS
3	84	CARRILLI, José M.	MC Fuente Alamo	Honda	ESP	14	25:33,052	01:47,383	12	00:50,930	00:33,285	131,67	16	SS
4	55	DIAZ, Rubén	CMC Albacete	Kawasaki	ESP	14	25:35,738	01:48,155	9	00:53,616	00:02,686	131,44	13	SS
5	95	CARBONERO, Iván	MC Carbal	Kawasaki	ESP	14	25:44,529	01:44,476	5	01:02,407	00:08,791	130,69	11	SS
6	73	LOZANO, Francisco	CMC Albacete	Kawasaki	ESP	14	26:08,789	01:49,732	13	01:26,667	00:24,260	128,67	10	SS
7	59	ZABALA, Osoitz	GG Team	Suzuki	ESP	14	26:33,022	01:51,642	5	01:50,900	00:24,233	126,71	9	SS
.	79	LLORENS, Pere	MC Sant Hilari	Yamaha	ESP	13	DESCLAS.	01:46,219	4	-1 Lap	5 Lap			SS
9	96	RODRIGUEZ, Fco.J.	R.100 Motostion	Yamaha	ESP	13	25:00,720	01:53,556	13	-1 Lap	-1 Lap	124,9	8	SS
10	45	JIMENEZ, José L.		Suzuki	ESP	13	25:23,546	01:55,184	9	-1 Lap	00:22,826	123,02	7	SS
11	77	ALONSO, Patxi	GG Team	Honda	ESP	13	26:02,342	01:58,117	3	-1 Lap	00:38,796	119,97	6	SS
12	53	MARTIN, Iván	Bravo&Bravo	Yamaha	ESP	13	26:47,558	01:55,323	4	-1 Lap	00:45,216	116,6	5	SS
Not Classified:														
.	65	MONTESINOS, Juan	R.100 Motostion	Kawasaki	ESP	8	15:59,973	01:49,246	4	-6 Lap	-5 Lap	120,15		SS

Best Lap: Rider 95 - CARBONERO, Iván - Time: 01:44,476 at 138,00 Km/h

Circuit de la C.Valenciana

Final Official

Provisional Official

Length: 4005

Hour: 16:45:00

JURY:

Hour:

C.of the Course:

Hour:

C.Timekeeper:

Hour: 17:26:42



CRONO CIRCUIT: oscar.gutierrez@circuitvalencia.com

Master Timing, Sport Timing Systems, www.mastertiming.es www.cronoline.es by Eventronic www.eventronic.es 19FJAP63

LISTADO DEL PLANNING

	V1	V2	V3	V4	V5	V6	V7	V8	V9	V10	V11	V12	V13	V14
61 - PALAU,Julio	61	61	61	61	61	61	61	61	61	61	61	61	61	61
67 - VALLS,Jordi	95	95	95	95	95	95	95	67	65P	45	45	16	79	79
220 - SANCHEZ,Kevin	67	67	67	67	67	67	67	12	77	46	67	96	16	67
21 - FERNANDEZ,Luis	21	12	12	79	12	12	53	21	67	67	46	67	96	96
31 - GOMIS,Juan	79	21	79	12	21	21	12	220	12	21	21	45	67	16
41 - ALONSO,Koldo	12	79	21	21	23	220	21	41	21	220	220	220	220	220
84 - CARRILLI,José M.	23	23	23	23	220	31	220	31	220	77	31	21	21	21
55 - DIAZ,Rubén	31	31	31	31	31	41	31	53	41	41	41	46	45	45
95 - CARBONERO,Iván	41	41	41	41	41	55	41	55	31	31	77	31	46	31
1 - MULERO,Aitor	55	55	55	220	55	84	55	84	55	55	84	41	31	41
13 - GUZMAN,Isidoro	84	84	220	55	84	65	84	1	84	84	55	84	41	46
73 - LOZANO,Francisco	65	220	84	84	65	13	1	13	1	1	1	55	84	84
59 - ZABALA,Osoltz	13	65	65	65	13	1	13	95	53	95	95	77	55	55
27 - RODRIGUEZ,José	220	13	13	13	1	73	73	73	13	13	13	1	95	95
79 - LLORENS,Pere	1	1	1	1	73	27	65	27	95	53	73	95	1	1
96 - RODRIGUEZ,Fco.J.	27	27	27	73	27	59	27	59	73	73	53	13	77	77
16 - CRUZ,Fco. De La	16	73	73	27	59	96	59	96	59	59	59	73	13	13
45 - JIMENEZ, José L.	73	16	96	59	96	16	96	16	27	27	27	53	73	73
46 - PEDRO,Fco.De	96	96	59	96	16	45	16	79	96	16	79	27	59	59
77 - ALONSO,Patxi	59	59	16	16	45	46	45	45	16	96		59	27	27
53 - MARTIN,Iván	46	46	46	46	46	79	79	46	79	79			53	53
- Not Classified:	45	45	45	45	79	77	46							
12 - RODRIGUEZ,Fran	77	77	77	77	77		77							
65 - MONTESINOS, Juan	53	53	53	53	53									
23 - ROIG,Josep A.														

Presidente del Jurado

Director de Carrera

Cronometrador





1 - MULERO,Aitor							P.Vmax: 11	T. Ideal: 01:48,127
V. Tiempo	Sector 1	Sector 2	Sector 3	Sector 4	V.Max	Hora		
1	FIRST LAP	00:34,255	00:30,476	00:27,112	00:30,793	182,74	16:49:08	
2	01:51,706	00:26,086	00:29,473	00:26,187	00:29,960	236,84	16:51:00	
3	01:50,990	00:26,288	00:29,231	00:26,073	00:29,398	236,32	16:52:51	
4	01:50,030	00:25,940	00:29,071	00:25,719	00:29,300	232,76	16:54:41	
5	01:49,469	00:25,624	00:28,722	00:25,769	00:29,354	234,27	16:56:31	
6	01:49,571	00:25,569	00:29,028	00:25,592	00:29,382	234,27	16:58:20	
7	01:50,561	00:26,189	00:29,293	00:25,647	00:29,432	227,85	17:00:11	
8	01:48,991	00:25,425	00:28,827	00:25,564	00:29,175	234,27	17:02:00	
9	01:49,726	00:25,730	00:28,520	00:25,441	00:30,035	235,81	17:03:49	
10	01:48,879	00:25,868	00:28,549	00:25,342	00:29,120	235,81	17:05:38	
11	01:49,103	00:25,856	00:28,666	00:25,393	00:29,188	233,77	17:07:27	
12	01:48,546	00:25,524	00:28,575	00:25,283	00:29,164	232,76	17:09:16	
13	01:49,395	00:25,606	00:28,683	00:26,006	00:29,100	232,26	17:11:05	
14	01:48,204	00:25,429	00:28,443	00:25,159	00:29,173	233,26	17:12:54	
12 - RODRIGUEZ,Fran							P.Vmax: 10	T. Ideal: 01:46,597
V. Tiempo	Sector 1	Sector 2	Sector 3	Sector 4	V.Max	Hora		
1	FIRST LAP	00:32,184	00:28,830	00:25,600	00:28,817	180,30	16:49:01	
2	01:47,414	00:25,215	00:28,564	00:24,863	00:28,772	237,89	16:50:49	
3	01:47,024	00:25,219	00:28,434	00:24,715	00:28,656	235,81	16:52:36	
4	01:47,663	00:25,376	00:28,353	00:24,832	00:29,102	233,26	16:54:23	
5	01:47,536	00:25,284	00:28,180	00:25,138	00:28,934	235,81	16:56:11	
6	01:47,085	00:25,142	00:28,393	00:24,885	00:28,665	234,27	16:57:58	
7	01:47,042	00:25,108	00:28,295	00:24,889	00:28,750	235,29	16:59:45	
8	01:47,419	00:25,342	00:28,248	00:25,064	00:28,765	237,89	17:01:32	
9	01:46,970	00:25,279	00:28,302	00:24,653	00:28,736	235,29	17:03:19	
13 - GUZMAN,Isidoro							P.Vmax: 17	T. Ideal: 01:49,266
V. Tiempo	Sector 1	Sector 2	Sector 3	Sector 4	V.Max	Hora		
1	FIRST LAP	00:34,684	00:30,813	00:26,502	00:29,712	180,00	16:49:07	
2	01:50,744	00:26,062	00:29,480	00:25,826	00:29,376	232,26	16:50:58	
3	01:50,251	00:26,026	00:29,097	00:25,825	00:29,303	230,28	16:52:48	
4	01:50,293	00:25,866	00:29,112	00:25,772	00:29,543	228,81	16:54:39	
5	01:50,807	00:25,934	00:29,323	00:25,918	00:29,632	230,28	16:56:30	
6	01:50,349	00:25,999	00:29,252	00:25,500	00:29,598	226,42	16:58:20	
7	01:50,950	00:26,000	00:29,014	00:25,798	00:30,138	226,89	17:00:11	
8	01:51,022	00:26,503	00:29,255	00:25,891	00:29,373	234,27	17:02:02	
9	01:50,710	00:25,918	00:29,261	00:26,026	00:29,505	231,76	17:03:53	
10	01:50,839	00:26,411	00:29,091	00:26,017	00:29,320	233,77	17:05:43	
11	01:50,152	00:25,528	00:28,935	00:26,189	00:29,500	231,76	17:07:34	
12	01:51,963	00:26,099	00:29,791	00:26,265	00:29,808	228,81	17:09:26	
13	01:53,516	00:26,960	00:29,676	00:26,189	00:30,691	224,53	17:11:19	
14	01:52,446	00:27,267	00:29,320	00:26,331	00:29,528	210,94	17:13:11	
16 - CRUZ,Fco. De La							P.Vmax: 13	T. Ideal: 01:52,195
V. Tiempo	Sector 1	Sector 2	Sector 3	Sector 4	V.Max	Hora		
1	FIRST LAP	00:35,378	00:31,356	00:27,198	00:30,267	181,21	16:49:10	
2	01:54,703	00:26,768	00:30,859	00:27,172	00:29,904	233,77	16:51:05	
3	01:56,453	00:27,033	00:31,092	00:27,920	00:30,408	231,26	16:53:01	
4	01:55,362	00:26,779	00:30,896	00:27,316	00:30,371	231,76	16:54:56	
5	01:55,806	00:27,616	00:30,585	00:27,205	00:30,400	230,28	16:56:52	
6	01:55,470	00:27,017	00:30,684	00:27,643	00:30,126	231,26	16:58:48	
7	01:55,308	00:27,027	00:30,639	00:27,117	00:30,525	233,26	17:00:43	
8	01:53,818	00:26,404	00:30,309	00:27,211	00:29,894	233,26	17:02:37	
9	01:52,893	00:26,940	00:29,854	00:26,451	00:29,648	235,81	17:04:30	
10	01:54,790	00:27,137	00:30,146	00:27,413	00:30,094	234,78	17:06:25	
11	01:54,541	00:27,092	00:30,488	00:27,182	00:29,779	229,79	17:08:19	
12	01:53,778	00:26,755	00:29,692	00:27,312	00:30,019	230,77	17:10:13	
13 - FERNANDEZ,Luis							P.Vmax: 6	T. Ideal: 01:46,191
V. Tiempo	Sector 1	Sector 2	Sector 3	Sector 4	V.Max	Hora		
1	FIRST LAP	00:31,818	00:29,058	00:25,356	00:28,687	182,43	16:49:01	
2	01:48,474	00:25,504	00:29,333	00:24,963	00:28,674	235,29	16:50:49	
3	01:48,239	00:25,306	00:28,632	00:25,095	00:29,206	237,89	16:52:37	
4	01:47,773	00:25,330	00:28,756	00:25,164	00:28,523	234,78	16:54:25	
5	01:46,788	00:25,223	00:28,303	00:24,786	00:28,476	235,81	16:56:12	
6	01:46,549	00:25,069	00:28,410	00:24,742	00:28,328	234,78	16:57:58	
7	01:46,595	00:24,989	00:28,531	00:24,804	00:28,271	236,32	16:59:45	
8	01:47,289	00:25,502	00:28,374	00:24,856	00:28,557	239,47	17:01:32	
9	01:47,433	00:25,388	00:28,730	00:24,729	00:28,586	233,77	17:03:20	
10	01:47,355	00:25,219	00:28,460	00:24,882	00:28,794	240,53	17:05:07	
11	01:47,148	00:25,167	00:28,584	00:24,805	00:28,592	235,81	17:06:54	
12	01:48,207	00:25,197	00:28,799	00:25,301	00:28,910	230,28	17:08:42	
13	01:46,682	00:24,982	00:28,209	00:24,832	00:28,659	231,76	17:10:29	
14	01:47,632	00:25,009	00:28,231	00:24,981	00:29,411	233,26	17:12:17	
23 - ROIG,Josep A.							P.Vmax: 22	T. Ideal: 01:47,584
V. Tiempo	Sector 1	Sector 2	Sector 3	Sector 4	V.Max	Hora		
1	FIRST LAP	00:32,757	00:28,895	00:25,499	00:29,433	176,18	16:49:02	
2	01:48,368	00:25,570	00:28,332	00:25,292	00:29,174	227,37	16:50:51	
3	01:48,104	00:25,526	00:28,453	00:25,080	00:29,045	228,81	16:52:39	
4	01:48,020	00:25,879	00:28,176	00:24,992	00:28,973	225,47	16:54:27	
5	01:47,976	00:25,851	00:28,102	00:24,983	00:29,040	224,07	16:56:15	
27 - RODRIGUEZ,Jose							P.Vmax: 22	T. Ideal: 01:51,244
V. Tiempo	Sector 1	Sector 2	Sector 3	Sector 4	V.Max	Hora		
1	FIRST LAP	00:34,829	00:31,141	00:26,625	00:30,619	174,19	16:49:09	
2	01:51,709	00:26,203	00:29,444	00:26,013	00:30,049	224,07	16:51:01	
3	01:52,302	00:26,558	00:29,301	00:26,035	00:30,408	227,85	16:52:53	
4	01:54,445	00:27,236	00:29,937	00:27,071	00:30,201	216,00	16:54:47	
5	01:54,380	00:27,072	00:29,648	00:27,208	00:30,452	222,22	16:56:42	
6	01:54,152	00:27,109	00:29,900	00:26,579	00:30,564	218,62	16:58:36	
7	01:53,217	00:26,999	00:29,439	00:26,433	00:30,346	220,86	17:00:29	
8	01:53,950	00:27,267	00:29,597	00:26,748	00:30,338	218,18	17:02:23	
9	01:52,622	00:27,044	00:29,389	00:25,972	00:30,217	222,68	17:04:16	
10	01:52,612	00:26,488	00:29,500	00:26,176	00:30,448	228,81	17:06:08	
11	01:52,551	00:26,649	00:29,061	00:26,332	00:30,509	222,68	17:08:01	
12	01:52,138	00:26,162	00:29,256	00:26,230	00:30,490	225,00	17:09:53	
13	01:53,114	00:27,052	00:29,289	00:26,332	00:30,441	208,49	17:11:46	
14	01:52,776	00:26,612	00:29,344	00:26,443	00:30,377	218,62	17:13:39	
31 - GOMIS,Juan							P.Vmax: 13	T. Ideal: 01:47,162
V. Tiempo	Sector 1	Sector 2	Sector 3	Sector 4	V.Max	Hora		
1	FIRST LAP	00:33,304	00:29,078	00:25,390	00:29,293	174,19	16:49:03	
2	01:49,085	00:25,746	00:28,699	00:25,263	00:29,377	235,81	16:50:52	
3	01:49,858	00:25,876	00:29,011	00:25,249	00:29,722	232,76	16:52:42	
4	01:49,092	00:25,681	00:28,680	00:25,457	00:29,274	228,33	16:54:31	
5	01:47,869	00:25,696	00:28,340	00:24,913	00:28,920	231,76	16:56:19	
6	01:48,342	00:25,363	00:28,846	00:25,224	00:28,909	231,26	16:58:07	
7	01:47,869	00:25,297	00:28,407	00:25,215	00:28,950	230,77	16:59:55	
8	01:49,336	00:25,283	00:28,948	00:25,204	00:29,901	233,26	17:01:44	
9	01:48,101	00:25,421	00:28,564	00:24,987	00:29,129	234,27	17:03:32	
10	01:48,122	00:25,771	00:28,275	00:25,044	00:29,032	235,81	17:05:20	
11	01:47,704	00:25,252	00:28,282	00:24,850	00:29,320	235,29	17:07:08	
12	01:47,952	00:25,232	00:28,359	00:25,104	00:29,257	230,28	17:08:56	
13	01:47,900	00:25,421	00:28,529	00:24,746	00:29,204	230,28	17:10:44	
14	01:48,771	00:25,909	00:28,740	00:25,013	00:29,109	229,79	17:12:33	



**Motodes - Cuna de Campeones Circuit****VUELTA A VUELTA SECTORES Carrera SE6-SS MICHELIN P.C.**

41 - ALONSO, Koldo								P.Vmax: 19	T. Ideal: 01:46,985
V. Tiempo	Sector 1	Sector 2	Sector 3	Sector 4	V.Max	Hora			
1	FIRST LAP	00:33,713	00:29,743	00:25,945	00:29,260	179,10	16:49:04		
2	01:49,270	00:25,898	00:29,009	00:25,739	00:28,624	232,26	16:50:54		
3	01:48,499	00:25,658	00:28,646	00:25,166	00:29,029	232,76	16:52:42		
4	01:48,893	00:25,760	00:28,669	00:25,227	00:29,237	225,94	16:54:31		
5	01:48,834	00:25,634	00:29,223	00:25,159	00:28,818	232,26	16:56:20		
6	01:47,908	00:25,527	00:28,595	00:25,268	00:28,518	228,33	16:58:08		
7	01:47,886	00:25,403	00:28,496	00:25,187	00:28,800	229,79	16:59:56		
8	01:47,781	00:25,306	00:28,660	00:25,062	00:28,753	230,77	17:01:43		
9	01:47,412	00:25,117	00:28,436	00:25,489	00:28,370	231,76	17:03:31		
10	01:49,146	00:25,703	00:28,981	00:25,597	00:28,865	232,76	17:05:20		
11	01:49,195	00:25,978	00:28,949	00:25,268	00:29,000	229,30	17:07:09		
12	01:48,457	00:25,727	00:28,863	00:25,242	00:28,625	230,28	17:08:58		
13	01:49,370	00:26,151	00:29,030	00:25,499	00:28,690	228,33	17:10:47		
14	01:49,777	00:25,933	00:29,175	00:25,537	00:29,132	224,53	17:12:37		

45 - JIMENEZ, José L.								P.Vmax: 24	T. Ideal: 01:54,513
V. Tiempo	Sector 1	Sector 2	Sector 3	Sector 4	V.Max	Hora			
1	FIRST LAP	00:36,901	00:32,019	00:28,191	00:32,032	176,47	16:49:15		
2	01:57,148	00:27,557	00:30,941	00:27,494	00:31,156	218,18	16:51:12		
3	01:57,040	00:27,495	00:30,759	00:27,760	00:31,026	216,87	16:53:09		
4	01:56,380	00:27,088	00:31,026	00:27,325	00:30,941	216,00	16:55:05		
5	01:56,715	00:27,307	00:31,137	00:27,425	00:30,846	216,43	16:57:02		
6	01:56,971	00:27,159	00:31,062	00:27,402	00:31,348	216,43	16:58:59		
7	01:55,657	00:26,766	00:31,144	00:27,011	00:30,736	219,07	17:00:55		
8	01:56,042	00:26,862	00:30,973	00:27,224	00:30,983	221,31	17:02:51		
9	01:55,184	00:26,747	00:30,898	00:26,881	00:30,658	220,86	17:04:46		
10	01:55,287	00:27,051	00:30,742	00:26,999	00:30,495	221,77	17:06:41		
11	01:56,163	00:27,107	00:30,969	00:27,280	00:30,807	217,30	17:08:37		
12	01:55,511	00:26,955	00:30,390	00:27,240	00:30,926	217,30	17:10:33		
13	01:56,305	00:27,309	00:30,630	00:27,330	00:31,036	212,60	17:12:29		

46 - PEDRO, Fco.De								P.Vmax: 16	T. Ideal: 01:55,491
V. Tiempo	Sector 1	Sector 2	Sector 3	Sector 4	V.Max	Hora			
1	FIRST LAP	00:36,184	00:31,765	00:27,508	00:31,062	177,34	16:49:12		
2	01:56,891	00:27,821	00:30,713	00:26,968	00:31,389	235,29	16:51:09		
3	01:57,493	00:27,703	00:31,179	00:27,111	00:31,500	231,26	16:53:07		
4	01:57,263	00:28,072	00:30,855	00:27,110	00:31,226	226,42	16:55:04		
5	01:59,253	00:27,946	00:31,362	00:27,678	00:32,267	228,33	16:57:03		
6	01:58,025	00:28,045	00:31,503	00:27,273	00:31,204	226,89	16:59:01		
7	01:56,795	00:27,658	00:30,906	00:26,796	00:31,435	232,26	17:00:58		
8	01:57,434	00:27,849	00:31,333	00:26,814	00:31,438	233,26	17:02:55		
9	01:56,500	00:27,508	00:30,804	00:27,072	00:31,116	232,76	17:04:52		
10	01:57,064	00:27,818	00:30,748	00:27,788	00:30,710	233,77	17:06:49		
11	01:57,421	00:27,645	00:30,796	00:27,689	00:31,291	232,26	17:08:46		
12	01:55,912	00:27,584	00:30,544	00:26,886	00:30,898	230,77	17:10:42		
13	01:56,336	00:27,441	00:30,720	00:27,098	00:31,077	228,33	17:12:39		

53 - MARTIN, Iván								P.Vmax: 12	T. Ideal: 01:54,851
V. Tiempo	Sector 1	Sector 2	Sector 3	Sector 4	V.Max	Hora			
1	FIRST LAP	00:56,337	00:34,994	00:31,550	00:33,005		16:49:42		
2	01:57,926	00:27,858	00:31,574	00:27,711	00:30,783	221,77	16:51:40		
3	01:56,186	00:26,912	00:30,665	00:27,936	00:30,673	232,76	16:53:36		
4	01:55,323	00:26,506	00:30,160	00:27,512	00:31,145	236,32	16:55:31		
5	02:10,512	00:26,612	00:30,868	00:40,608	00:32,424	234,78	16:57:42		
6	02:02,595	00:27,985	00:33,432	00:28,653	00:32,525	231,26	16:59:44		
7	02:02,901	00:27,734	00:33,128	00:28,213	00:33,826	232,26	17:01:47		
8	02:02,440	00:28,758	00:32,300	00:28,751	00:32,631	225,94	17:03:49		
9	01:58,980	00:27,080	00:31,013	00:28,975	00:31,912	226,42	17:05:48		

55 - DIAZ, Rubén								P.Vmax: 6	T. Ideal: 01:47,718
V. Tiempo	Sector 1	Sector 2	Sector 3	Sector 4	V.Max	Hora			
1	FIRST LAP	00:34,071	00:30,026	00:25,840	00:29,817	182,43	16:49:05		
2	01:49,691	00:26,070	00:28,881	00:25,604	00:29,136	233,26	16:50:55		
3	01:49,242	00:25,914	00:28,723	00:25,648	00:28,957	235,29	16:52:44		
4	01:48,883	00:25,686	00:28,810	00:25,403	00:28,984	232,76	16:54:33		
5	01:48,610	00:25,810	00:28,425	00:25,248	00:29,127	233,77	16:56:22		
6	01:48,695	00:25,709	00:28,668	00:25,496	00:28,822	233,77	16:58:11		
7	01:48,466	00:25,584	00:28,541	00:25,351	00:28,990	234,27	16:59:59		
8	01:49,749	00:25,823	00:28,667	00:25,498	00:29,761	236,84	17:01:49		
9	01:48,155	00:25,462	00:28,385	00:25,134	00:29,174	234,27	17:03:37		
10	01:48,594	00:25,984	00:28,366	00:25,301	00:28,943	240,53	17:05:26		
11	01:48,756	00:25,831	00:28,732	00:25,437	00:28,756	235,81	17:07:14		
12	01:49,412	00:25,490	00:28,695	00:25,590	00:29,637	237,89	17:09:04		
13	01:48,586	00:25,582	00:28,378	00:25,570	00:29,056	230,77	17:10:52		
14	01:49,145	00:25,727	00:28,476	00:25,564	00:29,378	232,76	17:12:41		

59 - ZABALA, Osoitz								P.Vmax: 18	T. Ideal: 01:51,106
V. Tiempo	Sector 1	Sector 2	Sector 3	Sector 4	V.Max	Hora			
1	FIRST LAP	00:36,091	00:31,295	00:27,667	00:30,530	170,89	16:49:11		
2	01:54,122	00:27,084	00:29,923	00:26,919	00:30,196	232,26	16:51:05		
3	01:54,918	00:26,930	00:30,812	00:27,496	00:29,680	231,26	16:53:00		
4	01:53,454	00:26,708	00:29,747	00:26,765	00:30,234	232,26	16:54:54		
5	01:51,642	00:25,984	00:29,331	00:26,312	00:30,015	230,77	16:56:45		
6	01:52,243	00:26,317	00:29,908	00:26,316	00:29,702	230,77	16:58:38		
7	01:52,460	00:26,487	00:29,373	00:26,596	00:30,004	231,26	17:00:30		
8	01:53,293	00:26,593	00:29,709	00:26,941	00:30,050	232,76	17:02:23		
9	01:51,896	00:26,044	00:29,405	00:26,395	00:30,052	233,26	17:04:15		
10	01:52,473	00:26,497	00:29,514	00:26,353	00:30,109	232,76	17:06:08		
11	01:52,694	00:26,250	00:29,736	00:26,470	00:30,238	231,76	17:08:00		
12	01:52,619	00:26,049	00:30,273	00:26,298	00:29,999	230,28	17:09:53		
13	01:52,916	00:26,304	00:29,299	00:26,441	00:30,872	225,00	17:11:46		
14	01:52,709	00:27,027	00:29,564	00:26,143	00:29,975	220,86	17:13:39		

61 - PALAU, Julio								P.Vmax: 1	T. Ideal: 01:44,393
V. Tiempo	Sector 1	Sector 2	Sector 3	Sector 4	V.Max	Hora			
1	FIRST LAP	00:30,857	00:28,614	00:24,640	00:28,188	184,62	16:48:58		
2	01:44,956	00:24,832	00:27,859	00:24,234	00:28,031	243,79	16:50:43		
3	01:44,933	00:24,787	00:28,003	00:24,286	00:27,857	244,90	16:52:28		
4	01:45,045	00:24,867	00:27,888	00:24,378	00:27,912	243,79	16:54:13		
5	01:45,081	00:24,863	00:27,734	00:24,336	00:28,148	244,90	16:55:58		
6	01:46,089	00:25,102	00:27,927	00:24,584	00:28,476	244,34	16:57:44		
7	01:45,088	00:24,766	00:27,985	00:24,285	00:28,052	245,45	16:59:29		
8	01:44,789	00:24,666	00:27,822	00:24,367	00:27,934	246,01	17:01:14		
9	01:45,624	00:24,831	00:28,362	00:24,435	00:27,996	248,85	17:03:00		
10	01:45,168	00:24,809	00:28,077	00:24,166	00:28,116	249,42	17:04:45		
11	01:44,797	00:24,636	00:27,801	00:24,338	00:28,022	247,14	17:06:30		
12	01:46,888	00:24,690	00:28,172	00:25,909	00:28,117	247,71	17:08:16		
13	01:45,630	00:24,949	00:28,119	00:24,245	00:28,317	244,90	17:10:02		
14	01:45,735	00:24,963	00:27,977	00:24,540	00:28,255	242,15	17:11:48		


65 - MONTESINOS, Juan								P.Vmax: 3	T. Ideal: 01:48,584
V. Tiempo	Sector 1	Sector 2	Sector 3	Sector 4	V.Max	Hora			
1	FIRST LAP	00:34,522	00:30,581	00:26,369	00:29,681	187,18	16:49:07		
2	01:51,166	00:26,272	00:29,710	00:25,591	00:29,593	246,58	16:50:58		
3	01:49,834	00:25,893	00:29,139	00:25,537	00:29,265	243,79	16:52:48		



**Motodes - Cuna de Campeones Circuit****VUELTA A VUELTA SECTORES Carrera SE6-SS MICHELIN P.C.**

4	01:49,246	00:25,868	00:29,151	00:25,352	00:28,875	243,24	16:54:37	4	01:46,219	00:25,445	00:27,860	00:24,834	00:28,080	238,94	16:54:22
5	01:49,390	00:25,741	00:28,988	00:25,636	00:29,025	241,61	16:56:27	5	02:46,370	00:25,387	00:27,846	01:18,781	00:34,356	238,41	16:57:09
6	01:49,325	00:25,482	00:29,036	00:25,239	00:29,568	240,53	16:58:16	6	01:56,053	00:27,720	00:31,232	00:26,976	00:30,125	230,77	16:59:05
7	02:06,604	00:31,528	00:34,711	00:26,817	00:33,548	168,22	17:00:22	7	01:51,437	00:26,330	00:29,112	00:26,537	00:29,458	238,41	17:00:56
8	PIT	00:35,875	00:38,985	00:36,619	00:51,776	158,59	17:03:06	8	01:50,570	00:26,094	00:29,304	00:25,794	00:29,378	241,07	17:02:47
67 - VALLS, Jordi								84 - CARRILLI, José M.							
P.Vmax: 8 T. Ideal: 01:45,712								P.Vmax: 19 T. Ideal: 01:47,280							
V. Tiempo	Sector 1	Sector 2	Sector 3	Sector 4	V.Max	Hora		V. Tiempo	Sector 1	Sector 2	Sector 3	Sector 4	V.Max	Hora	
1	FIRST LAP	00:31,564	00:28,552	00:24,940	00:28,610	181,21	16:48:59	1	FIRST LAP	00:33,933	00:30,140	00:26,474	00:29,879	178,81	16:49:06
2	01:46,257	00:25,224	00:28,053	00:24,435	00:28,545	237,89	16:50:46	2	01:49,779	00:25,912	00:28,580	00:25,734	00:29,553	231,26	16:50:56
3	01:46,520	00:25,163	00:28,232	00:24,622	00:28,503	236,84	16:52:32	3	01:49,455	00:25,864	00:28,545	00:25,773	00:29,273	230,77	16:52:45
4	01:46,195	00:25,158	00:28,079	00:24,597	00:28,361	234,78	16:54:18	4	01:49,129	00:25,712	00:28,587	00:25,628	00:29,202	231,26	16:54:35
5	01:46,105	00:25,078	00:28,033	00:24,539	00:28,455	236,84	16:56:04	5	01:49,039	00:25,527	00:28,535	00:25,804	00:29,173	231,76	16:56:24
6	01:46,116	00:25,145	00:28,159	00:24,458	00:28,354	235,29	16:57:51	6	01:49,003	00:25,619	00:28,330	00:25,660	00:29,394	228,33	16:58:13
7	01:46,633	00:25,151	00:28,150	00:25,024	00:28,308	236,32	16:59:37	7	01:48,588	00:25,601	00:28,440	00:25,414	00:29,133	229,79	17:00:01
8	01:46,107	00:25,040	00:28,053	00:24,646	00:28,368	237,89	17:01:23	8	01:48,642	00:25,627	00:28,386	00:25,565	00:29,064	228,81	17:01:50
9	01:47,074	00:24,936	00:28,125	00:24,717	00:29,296	238,94	17:03:10	9	01:48,304	00:25,748	00:28,241	00:25,123	00:29,192	230,28	17:03:38
10	01:46,354	00:25,242	00:28,038	00:24,576	00:28,498	236,32	17:04:57	10	01:47,837	00:25,458	00:28,057	00:25,322	00:29,000	232,26	17:05:26
11	01:46,776	00:25,284	00:28,262	00:24,747	00:28,483	239,47	17:06:44	11	01:48,181	00:25,662	00:28,407	00:25,098	00:29,014	232,76	17:07:14
12	01:46,434	00:25,165	00:28,133	00:24,701	00:28,435	238,41	17:08:30	12	01:47,383	00:25,246	00:28,113	00:25,145	00:28,879	229,30	17:09:01
13	01:46,669	00:25,440	00:28,083	00:24,601	00:28,545	236,84	17:10:17	13	01:48,185	00:25,692	00:28,253	00:25,200	00:29,040	225,94	17:10:50
14	01:48,861	00:25,427	00:28,241	00:26,306	00:28,887	235,29	17:12:05	14	01:49,101	00:25,447	00:28,348	00:25,367	00:29,939	227,37	17:12:39
73 - LOZANO, Francisco								95 - CARBONERO, Iván							
P.Vmax: 8 T. Ideal: 01:49,541								P.Vmax: 4 T. Ideal: 01:44,313							
V. Tiempo	Sector 1	Sector 2	Sector 3	Sector 4	V.Max	Hora		V. Tiempo	Sector 1	Sector 2	Sector 3	Sector 4	V.Max	Hora	
1	FIRST LAP	00:35,073	00:31,856	00:27,281	00:30,445	175,04	16:49:10	1	FIRST LAP	00:31,209	00:28,575	00:24,665	00:28,338	175,90	16:48:59
2	01:52,285	00:26,561	00:29,478	00:26,117	00:30,129	239,47	16:51:03	2	01:45,315	00:24,940	00:27,882	00:24,196	00:28,297	238,94	16:50:44
3	01:52,001	00:26,433	00:29,421	00:26,212	00:29,935	236,32	16:52:55	3	01:45,223	00:24,872	00:27,715	00:24,363	00:28,273	238,94	16:52:29
4	01:51,690	00:26,265	00:29,374	00:26,229	00:29,822	234,78	16:54:46	4	01:45,211	00:25,163	00:27,553	00:24,320	00:28,175	235,81	16:54:14
5	01:51,528	00:26,076	00:29,044	00:26,313	00:30,095	235,81	16:56:38	5	01:44,476	00:24,732	00:27,658	00:24,058	00:28,028	239,47	16:55:59
6	01:51,054	00:26,159	00:29,490	00:26,045	00:29,360	235,81	16:58:29	6	01:45,577	00:24,898	00:27,854	00:24,315	00:28,510	239,47	16:57:44
7	01:51,092	00:26,012	00:29,320	00:25,961	00:29,799	235,29	17:00:20	7	01:45,392	00:24,996	00:27,741	00:24,330	00:28,325	243,24	16:59:30
8	01:51,386	00:25,998	00:29,369	00:26,324	00:29,695	236,84	17:02:11	8	02:40,510	00:24,716	01:19,732	00:27,057	00:29,005	242,70	17:02:10
9	01:50,836	00:26,091	00:29,019	00:26,000	00:29,726	238,94	17:04:02	9	01:45,672	00:24,898	00:28,025	00:24,345	00:28,404	240,53	17:03:56
10	01:51,274	00:26,491	00:29,210	00:25,792	00:29,781	238,41	17:05:54	10	01:47,108	00:24,750	00:27,939	00:25,704	00:28,715	242,70	17:05:43
11	01:50,549	00:26,074	00:28,745	00:26,237	00:29,493	238,41	17:07:44	11	01:45,198	00:24,674	00:27,788	00:24,337	00:28,399	239,47	17:07:28
12	01:50,833	00:26,126	00:29,007	00:26,059	00:29,641	237,89	17:09:35	12	01:47,800	00:24,907	00:28,452	00:25,413	00:29,028	241,61	17:09:16
13	01:49,732	00:25,876	00:28,919	00:25,649	00:29,288	234,78	17:11:25	13	01:47,046	00:24,882	00:28,350	00:25,384	00:28,430	238,94	17:11:03
14	01:49,874	00:25,980	00:28,769	00:25,632	00:29,493	234,78	17:13:15	14	01:47,214	00:25,164	00:28,233	00:24,775	00:29,042	236,32	17:12:50
77 - ALONSO, Patxi								96 - RODRIGUEZ, Fco.J.							
P.Vmax: 21 T. Ideal: 01:57,197								P.Vmax: 13 T. Ideal: 01:52,669							
V. Tiempo	Sector 1	Sector 2	Sector 3	Sector 4	V.Max	Hora		V. Tiempo	Sector 1	Sector 2	Sector 3	Sector 4	V.Max	Hora	
1	FIRST LAP	00:37,154	00:32,987	00:28,550	00:31,426	184,62	16:49:16	1	FIRST LAP	00:35,777	00:31,396	00:27,576	00:30,581	180,60	16:49:11
2	01:58,178	00:27,475	00:31,106	00:28,492	00:31,105	227,85	16:51:14	2	01:54,228	00:26,850	00:30,030	00:26,935	00:30,413	235,81	16:51:05
3	01:58,117	00:27,329	00:31,171	00:28,420	00:31,197	227,85	16:53:12	3	01:54,811	00:26,847	00:30,869	00:26,761	00:30,334	234,78	16:53:00
4	01:59,656	00:27,943	00:31,642	00:28,902	00:31,169	225,47	16:55:12	4	01:53,888	00:26,642	00:29,857	00:26,683	00:30,706	228,81	16:54:54
5	02:00,676	00:27,414	00:31,759	00:29,623	00:31,880	226,89	16:57:12	5	01:54,643	00:26,898	00:29,833	00:26,798	00:31,114	227,85	16:56:49
6	01:59,823	00:27,588	00:32,351	00:28,753	00:31,131	225,00	16:59:12	6	01:55,520	00:26,870	00:30,181	00:27,046	00:31,423	225,47	16:58:44
7	01:58,768	00:27,385	00:31,529	00:28,786	00:31,068	227,37	17:01:11	7	01:55,314	00:26,770	00:30,433	00:27,185	00:30,926	230,28	17:00:39
8	01:59,241	00:27,732	00:31,845	00:28,702	00:30,962	226,89	17:03:10	8	01:54,502	00:26,539	00:30,249	00:26,882	00:30,832	225,00	17:02:34
9	01:59,595	00:27,178	00:31,553	00:29,273	00:31,591	229,79	17:05:10	9	01:55,180	00:27,032	00:30,271	00:27,030	00:30,847	230,77	17:04:29
10	01:59,511	00:26,978	00:31,675	00:29,265	00:31,593	229,30	17:07:09	10	01:55,452	00:27,337	00:30,404	00:26,829	00:30,882	227,37	17:06:25
11	01:59,154	00:27,725	00:31,250	00:28,916	00:31,263	199,26	17:09:09	11	01:54,541	00:26,777	00:30,379	00:27,149	00:30,236	225,94	17:08:19
12	01:59,456	00:27,573	00:31,733	00:29,457	00:30,693	226,42	17:11:08	12	01:53,755	00:27,174	00:29,831	00:26,734	00:30,016	229,30	17:10:13
13	02:00,050	00:27,504	00:31,427	00:29,716	00:31,403	225,94	17:13:08	13	01:53,556	00:26,784	00:30,065	00:26,283	00:30,424	229,30	17:12:06
79 - LLORENS, Pere															
P.Vmax: 5 T. Ideal: 01:46,051															
V. Tiempo	Sector 1	Sector 2	Sector 3	Sector 4	V.Max	Hora									
1	FIRST LAP	00:32,223	00:28,974	00:25,543	00:28,706	180,60	16:49:01								
2	01:48,091	00:25,499	00:28,923	00:24,991	00:28,678	236,84	16:50:49								
3	01:46,846	00:25,592	00:28,294	00:24,738	00:28,222	236,32	16:52:36								



**Motodes - Cuna de Campeones Circuit****VUELTA A VUELTA SECTORES Carrera SE6-SS MICHELIN P.C.**

220 - SANCHEZ, Kevin		P.Vmax: 2		T. Ideal: 01:44,629			
V. Tiempo	Sector 1	Sector 2	Sector 3	Sector 4	V.Max	Hora	
1	FIRST LAP	00:35,208	00:30,650	00:26,475	00:29,797	181,51	16:49:08
2	01:48,257	00:25,469	00:28,702	00:25,112	00:28,974	247,14	16:50:56
3	01:48,395	00:25,353	00:28,382	00:25,842	00:28,818	246,01	16:52:45
4	01:46,565	00:25,056	00:28,072	00:24,781	00:28,656	242,15	16:54:31
5	01:46,563	00:24,933	00:28,075	00:24,953	00:28,602	244,34	16:56:18
6	01:46,895	00:24,851	00:28,315	00:25,116	00:28,613	242,15	16:58:05
7	01:45,522	00:24,663	00:27,834	00:24,753	00:28,272	242,15	16:59:50
8	01:46,487	00:24,555	00:28,502	00:25,030	00:28,400	243,24	17:01:37
9	01:46,144	00:24,759	00:28,326	00:24,816	00:28,243	243,79	17:03:23
10	01:45,808	00:24,544	00:27,939	00:24,718	00:28,607	247,14	17:05:08
11	01:45,874	00:24,524	00:28,044	00:24,955	00:28,351	247,14	17:06:54
12	01:45,338	00:24,451	00:28,203	00:24,525	00:28,159	243,24	17:08:40
13	01:45,510	00:24,816	00:28,130	00:24,553	00:28,011	242,70	17:10:25
14	01:44,955	00:24,522	00:27,682	00:24,485	00:28,266	244,34	17:12:10





Circuit de la C.Valenciana

Motodes - Cuna de Campeones Circuit

ANALISIS PIT Carrera SE6-SS MICHELIN P.C.

65 - MONTESINOS, Juan			
Time IN	Time OUT	GAP	Lap
17:03:06,192	...		8
Num. P. 1		Total in PIT:	



CRONOCIRCUIT: oscar.gutierrez@circuitvalencia.com



Motodes - Cuna de Campeones Circuit

15 - 16 de Mayo 2010

Laps: 14

Circuit de la C. Valenciana

Length: 4005 metros

Results Catg.

Carrera SE1

MICHELIN P.C.

Pos.	N.	Rider	Team	Motorcycle	Nat.	Laps	Time	Best Lap	iL	Gap	Interval	Speed	Pt.	Cat.
1	36	GUTIERREZ, Oscar		Yamaha	ESP	14	24:39,711	01:43,613	11			136,41	25	SE1
2	11	OLIVA, Oriol	Ventaneumáticos	Yamaha	ESP	14	24:42,416	01:44,557	11	00:02,705	00:02,705	136,16	20	SE1
3	17	SANTOS, Raúl	R.100 Motostion	Honda	ESP	13	24:44,955	01:46,583	9	-1 Lap	-1 Lap	126,22	16	SE1
4	33	BENJUMEA, Manuel	Ventaneumáticos	Suzuki	ESP	13	25:00,894	01:53,407	12	-1 Lap	00:15,939	124,88	13	SE1
Not Classified:														
.	123	BERGA, Enrique	SRW	Yamaha	ESP		START	START		-14 Lap	-13 Lap			SE1

Best Lap: Rider 36 - GUTIERREZ, Oscar - Time: 01:43,613 at 139,15 Km/h

Circuit de la C. Valenciana

Final Official

Provisional Official

Length: 4005

Hour: 18:25:00

JURY:

Hour:

C.of the Course:

Hour:

C.Timekeeper:

Hour: 19:00:52



CRONOCIRCUIT: oscar.gutierrez@circuitvalencia.com

Master Timing, Sport Timing Systems, www.mastertiming.es www.cronoline.es by Eventronic www.eventronic.es 19FJAP63



Motodes - Cuna de Campeones Circuit

15 - 16 de Mayo 2010

Laps: 14

Circuit de la C.Valenciana

Length: 4005 metros

Results Catg.

Carrera EXT

MICHELIN P.C.

Pos.	N.	Rider	Team	Motorcycle	Nat.	Laps	Time	Best Lap	iL	Gap	Interval	Speed	Pt.	Cat.
1	54	MUNERA,Blas		Yamaha	ESP	14	25:01,025	01:45,392	6			134,48	25	EXT
2	80	FOLCH,Joan	Ilusión T.	Yamaha	ESP	14	25:03,834	01:46,118	10	00:02,809	00:02,809	134,22	20	EXT
3	74	BADIA,Albert		Yamaha	ESP	14	25:14,423	01:46,563	3	00:13,398	00:10,589	133,29	16	EXT
4	99	ALVAREZ,Alberto	Moto del Olmo	Yamaha	ESP	14	25:26,014	01:46,778	14	00:24,989	00:11,591	132,27	13	EXT
5	35	PERU,Mario	Skulls	Suzuki	ESP	14	25:27,251	01:47,756	5	00:26,226	00:01,237	132,17	11	EXT
6	112	TRIAS,David	Ventaneumáticos	Suzuki	ESP	14	25:53,033	01:49,403	8	00:52,008	00:25,782	129,97	10	EXT
Not Classified:														
.	177	URRACA,Luis M.	CMC Albacete	Suzuki	ESP	6	10:54,176	01:47,475	4	-8 Lap	-8 Lap	132,24		EXT

Best Lap: Rider 54 - MUNERA,Blas - Time: 01:45,392 at 136,80 Km/h

Circuit de la C.Valenciana

Final Official

Provisional Official

Length: 4005

Hour: 18:25:00

JURY:

Hour:

C.of the Course:

Hour:

C.Timekeeper:

Hour: 18:59:30



CRONOCIRCUIT: oscar.gutierrez@circuitvalencia.com

Master Timing, Sport Timing Systems, www.mastertiming.es www.crononline.es by Eventronic www.eventronic.es 19FJAP63



Motodes - Cuna de Campeones Circuit

15 - 16 de Mayo 2010

Laps: 14

Circuit de la C. Valenciana
Length: 4005 metros

Results

Carrera SE1-EXT MICHELIN P.C.

Pos.	N.	Rider	Team	Motorcycle	Nat.	Laps	Time	Best Lap	iL	Gap	Interval	Speed	Pt.	Cat.
1	36	GUTIERREZ, Oscar		Yamaha	ESP	14	24:39,711	01:43,613	11			136,41	25	SE1
2	11	OLIVA, Oriol	Ventaneumáticos	Yamaha	ESP	14	24:42,416	01:44,557	11	00:02,705	00:02,705	136,16	20	SE1
3	54	MUNERA, Blas		Yamaha	ESP	14	25:01,025	01:45,392	6	00:21,314	00:18,609	134,48	16	EXT
4	80	FOLCH, Joan	Ilusión T.	Yamaha	ESP	14	25:03,834	01:46,118	10	00:24,123	00:02,809	134,22	13	EXT
5	74	BADIA, Albert		Yamaha	ESP	14	25:14,423	01:46,563	3	00:34,712	00:10,589	133,29	11	EXT
6	99	ALVAREZ, Alberto	Moto del Olmo	Yamaha	ESP	14	25:26,014	01:46,778	14	00:46,303	00:11,591	132,27	10	EXT
7	35	PERU, Mario	Skulls	Suzuki	ESP	14	25:27,251	01:47,756	5	00:47,540	00:01,237	132,17	9	EXT
8	112	TRIAS, David	Ventaneumáticos	Suzuki	ESP	14	25:53,033	01:49,403	8	01:13,322	00:25,782	129,97	8	EXT
9	17	SANTOS, Raúl	R.100 Motostion	Honda	ESP	13	24:44,955	01:46,583	9	-1 Lap	-1 Lap	126,22	7	SE1
10	33	BENJUMEA, Manuel	Ventaneumáticos	Suzuki	ESP	13	25:00,894	01:53,407	12	-1 Lap	00:15,939	124,88	6	SE1
Not Classified:														
.	177	URRACA, Luis M.	CMC Albacete	Suzuki	ESP	6	10:54,176	01:47,475	4	-8 Lap	-7 Lap	132,24		EXT
.	123	BERGA, Enrique	SRW	Yamaha	ESP		START	START		-14 Lap	-6 Lap			SE1

Best Lap: Rider 36 - GUTIERREZ, Oscar - Time: 01:43,613 at 139,15 Km/h

Circuit de la C. Valenciana

Final Official

Provisional Official

Length: 4005 Hour: 18:25:00

JURY:

Hour:

C.of the Course:

Hour:

C. Timekeeper:

Hour: 18:52:52



CRONO CIRCUIT: oscar.gutierrez@circuitvalencia.com

Master Timing, Sport Timing Systems, www.mastertiming.es www.cronoline.es by Eventronic www.eventronic.es 19FJAP63



Motodes - Cuna de Campeones Circuit

VUELTA A VUELTA SECTORES Carrera SE1-EXT MICHELIN P.C.

11 - OLIVA, Oriol							P.Vmax: 1	T. Ideal: 01:44,106
V. Tiempo	Sector 1	Sector 2	Sector 3	Sector 4	V.Max	Hora		
1	FIRST LAP	00:28,288	00:27,942	00:24,962	00:29,296	188,15	18:27:24	
2	01:45,102	00:23,082	00:27,999	00:24,646	00:29,375	260,87	18:29:09	10 01:49,077
3	01:46,164	00:23,490	00:28,083	00:24,690	00:29,901	258,99	18:30:55	11 01:48,619
4	01:45,324	00:23,258	00:28,014	00:24,614	00:29,438	262,14	18:32:40	12 01:48,546
5	01:45,728	00:23,543	00:27,857	00:24,687	00:29,641	262,77	18:34:26	13 01:48,097
6	01:45,690	00:23,287	00:27,970	00:24,839	00:29,594	262,77	18:36:12	14 01:48,171
7	01:45,985	00:23,452	00:28,021	00:24,999	00:29,513	262,14	18:37:58	
8	01:45,721	00:23,358	00:28,223	00:24,767	00:29,373	263,41	18:39:44	
9	01:45,587	00:23,232	00:28,135	00:24,793	00:29,427	266,67	18:41:29	
10	01:44,932	00:23,195	00:28,051	00:24,807	00:28,879	264,71	18:43:14	
11	01:44,557	00:23,097	00:27,963	00:24,299	00:29,198	266,01	18:44:59	
12	01:45,781	00:23,170	00:27,986	00:25,210	00:29,415	266,67	18:46:44	
13	01:45,429	00:23,071	00:28,125	00:24,641	00:29,592	266,67	18:48:30	
14	01:45,928	00:23,290	00:28,108	00:24,932	00:29,598	264,06	18:50:16	
17 - SANTOS, Raúl							P.Vmax: 4	T. Ideal: 01:46,300
V. Tiempo	Sector 1	Sector 2	Sector 3	Sector 4	V.Max	Hora		
1	FIRST LAP	00:29,128	00:29,582	00:25,423	00:29,840	193,90	18:27:27	
2	PIT	00:28,521	00:41,134	00:34,130	00:38,450	177,92	18:29:50	
3	02:31,219	01:07,745	00:28,599	00:25,412	00:29,463		18:32:21	
4	01:47,110	00:24,279	00:28,369	00:25,096	00:29,366	254,12	18:34:08	
5	01:48,792	00:24,137	00:28,685	00:25,250	00:30,720	255,32	18:35:57	
6	01:47,619	00:24,338	00:28,704	00:25,013	00:29,564	254,12	18:37:44	
7	01:47,478	00:24,476	00:28,456	00:25,091	00:29,455	253,52	18:39:32	
8	01:46,934	00:23,986	00:28,400	00:25,392	00:29,156	258,37	18:41:19	
9	01:46,583	00:23,837	00:28,521	00:25,144	00:29,081	257,76	18:43:05	
10	01:46,997	00:23,956	00:28,520	00:25,038	00:29,483	256,53	18:44:52	
11	01:47,237	00:23,982	00:28,428	00:25,238	00:29,589	258,37	18:46:40	
12	01:48,815	00:23,919	00:28,718	00:25,714	00:30,464	257,76	18:48:28	
13	01:49,963	00:24,052	00:28,813	00:26,335	00:30,763	257,14	18:50:18	
33 - BENJUMEA, Manuel							P.Vmax: 11	T. Ideal: 01:52,678
V. Tiempo	Sector 1	Sector 2	Sector 3	Sector 4	V.Max	Hora		
1	FIRST LAP	00:32,132	00:30,652	00:26,916	00:31,427	181,51	18:27:34	
2	01:54,740	00:25,979	00:30,630	00:26,775	00:31,356	231,76	18:29:29	
3	01:55,569	00:26,576	00:30,205	00:26,953	00:31,835	229,30	18:31:25	
4	01:56,358	00:26,686	00:30,642	00:27,516	00:31,514	227,85	18:33:21	
5	01:56,904	00:27,466	00:30,330	00:27,418	00:31,690	218,18	18:35:18	
6	01:55,906	00:26,531	00:30,889	00:27,064	00:31,422	226,89	18:37:14	
7	01:54,767	00:26,265	00:30,276	00:26,980	00:31,246	225,00	18:39:09	
8	01:55,521	00:26,626	00:30,466	00:26,975	00:31,454	228,81	18:41:04	
9	01:54,810	00:26,268	00:30,344	00:26,950	00:31,248	228,33	18:42:59	
10	01:53,437	00:26,370	00:29,674	00:26,229	00:31,164	224,07	18:44:53	
11	01:54,025	00:26,192	00:29,881	00:26,771	00:31,181	225,94	18:46:47	
12	01:53,407	00:25,860	00:29,815	00:26,817	00:30,915	231,76	18:48:40	
13	01:54,323	00:26,343	00:30,320	00:26,619	00:31,041	225,00	18:50:34	
35 - PERU, Mario							P.Vmax: 7	T. Ideal: 01:47,292
V. Tiempo	Sector 1	Sector 2	Sector 3	Sector 4	V.Max	Hora		
1	FIRST LAP	00:30,770	00:29,444	00:25,630	00:30,350	187,18	18:27:30	
2	01:49,136	00:24,363	00:28,498	00:25,545	00:30,730	251,16	18:29:19	
3	01:48,585	00:24,666	00:28,470	00:25,399	00:30,050	233,77	18:31:07	
4	01:48,591	00:23,992	00:28,612	00:25,391	00:30,596	246,58	18:32:56	
5	01:47,756	00:23,999	00:28,459	00:25,166	00:30,131	249,42	18:34:44	
6	01:48,462	00:24,128	00:28,577	00:25,304	00:30,453	248,85	18:36:32	
7	01:48,667	00:24,406	00:28,460	00:25,273	00:30,528	247,14	18:38:21	
8	01:48,612	00:24,293	00:28,620	00:25,353	00:30,346	248,85	18:40:09	
9	01:48,738	00:24,275	00:28,416	00:25,491	00:30,556	249,42	18:41:58	
36 - GUTIERREZ, Oscar							P.Vmax: 2	T. Ideal: 01:43,326
V. Tiempo	Sector 1	Sector 2	Sector 3	Sector 4	V.Max	Hora		
1	FIRST LAP	00:28,534	00:27,925	00:24,888	00:29,229	190,81	18:27:24	
2	01:45,112	00:23,275	00:27,842	00:24,679	00:29,316	258,37	18:29:09	
3	01:46,223	00:23,522	00:28,067	00:24,717	00:29,917	256,53	18:30:55	
4	01:45,262	00:23,314	00:27,974	00:24,595	00:29,379	259,62	18:32:41	
5	01:45,818	00:23,609	00:27,836	00:24,706	00:29,667	257,76	18:34:26	
6	01:45,585	00:23,342	00:27,911	00:24,827	00:29,505	254,72	18:36:12	
7	01:45,968	00:23,571	00:27,964	00:25,007	00:29,426	257,76	18:37:58	
8	01:45,758	00:23,574	00:28,115	00:24,798	00:29,271	255,32	18:39:44	
9	01:45,329	00:23,437	00:27,954	00:24,821	00:29,117	264,06	18:41:29	
10	01:44,491	00:23,581	00:27,889	00:24,537	00:28,484	249,42	18:43:13	
11	01:43,613	00:23,450	00:27,525	00:24,067	00:28,571	254,12	18:44:57	
12	01:44,366	00:23,447	00:27,500	00:24,345	00:29,074	256,53	18:46:41	
13	01:44,744	00:23,901	00:27,563	00:24,536	00:28,744	251,75	18:48:26	
14	01:46,866	00:24,080	00:27,822	00:24,773	00:30,191	250,58	18:50:13	
54 - MUNERA, Blas							P.Vmax: 7	T. Ideal: 01:44,797
V. Tiempo	Sector 1	Sector 2	Sector 3	Sector 4	V.Max	Hora		
1	FIRST LAP	00:31,563	00:30,559	00:25,487	00:30,211	187,50	18:27:31	
2	01:47,510	00:24,860	00:28,334	00:24,489	00:29,827	248,85	18:29:19	
3	01:45,867	00:24,037	00:27,585	00:24,596	00:29,649	246,58	18:31:05	
4	01:45,596	00:24,171	00:27,664	00:24,442	00:29,319	254,72	18:32:50	
5	01:46,483	00:24,154	00:27,791	00:25,302	00:29,236	248,85	18:34:37	
6	01:45,392	00:24,025	00:27,094	00:24,780	00:29,493	247,14	18:36:22	
7	01:45,695	00:24,054	00:27,544	00:24,672	00:29,425	246,58	18:38:08	
8	01:46,515	00:24,220	00:27,699	00:24,900	00:29,696	246,58	18:39:54	
9	01:46,377	00:24,316	00:27,709	00:24,915	00:29,437	250,58	18:41:41	
10	01:46,317	00:24,330	00:27,820	00:24,709	00:29,458	248,28	18:43:27	
11	01:46,962	00:24,329	00:27,777	00:24,775	00:30,081	248,28	18:45:14	
12	01:46,558	00:24,340	00:27,733	00:24,993	00:29,492	246,58	18:47:00	
13	01:46,695	00:24,404	00:28,090	00:24,588	00:29,613	249,42	18:48:47	
14	01:47,238	00:24,448	00:27,884	00:25,030	00:29,876	248,85	18:50:34	
74 - BADIA, Albert							P.Vmax: 9	T. Ideal: 01:46,427
V. Tiempo	Sector 1	Sector 2	Sector 3	Sector 4	V.Max	Hora		
1	FIRST LAP	00:29,731	00:29,428	00:25,468	00:29,596	191,15	18:27:28	
2	01:47,266	00:24,151	00:28,232	00:25,617	00:29,266	252,93	18:29:15	
3	01:46,563	00:23,916	00:28,066	00:25,225	00:29,356	250,00	18:31:01	
4	01:48,002	00:24,352	00:28,512	00:25,799	00:29,339	247,14	18:32:49	
5	01:48,005	00:24,338	00:28,169	00:25,829	00:29,669	249,42	18:34:37	
6	01:47,641	00:24,423	00:28,115	00:25,622	00:29,481	249,42	18:36:25	
7	01:47,112	00:24,333	00:28,121	00:25,236	00:29,422	248,85	18:38:12	
8	01:47,686	00:23,976	00:28,218	00:25,658	00:29,834	251,16	18:40:00	
9	01:47,690	00:24,116	00:28,345	00:25,636	00:29,593	249,42	18:41:48	
10	01:46,853	00:24,041	00:28,068	00:25,524	00:29,220	252,34	18:43:34	
11	01:47,963	00:24,329	00:28,384	00:25,839	00:29,411	248,85	18:45:22	
12	01:48,028	00:24,326	00:28,287	00:25,834	00:29,581	252,34	18:47:10	
13	01:48,353	00:24,583	00:28,233	00:26,134	00:29,403	253,52	18:48:59	
14	01:49,038	00:24,479	00:28,780	00:26,225	00:29,554	250,00	18:50:48	
80 - FOLCH, Joan							P.Vmax: 4	T. Ideal: 01:45,660
V. Tiempo	Sector 1	Sector 2	Sector 3	Sector 4	V.Max	Hora		
1	FIRST LAP	00:30,100	00:29,152	00:25,638	00:29,642	190,81	18:27:28	
2	01:47,921	00:24,175	00:28,589	00:25,456	00:29,701	255,92	18:29:16	





Circuit de la C. Valenciana

Motodes - Cuna de Campeones Circuit**VUELTA A VUELTA SECTORES Carrera SE1-EXT MICHELIN P.C.**

3	01:48,236	00:24,618	00:28,594	00:25,258	00:29,766	254,12	18:31:04
4	01:47,333	00:24,295	00:28,247	00:25,156	00:29,635	254,12	18:32:51
5	01:47,287	00:24,018	00:28,416	00:25,183	00:29,670	257,14	18:34:39
6	01:46,986	00:24,364	00:28,223	00:25,174	00:29,225	256,53	18:36:26
7	01:46,962	00:24,224	00:28,205	00:25,144	00:29,389	255,92	18:38:13
8	01:46,765	00:24,199	00:27,998	00:25,132	00:29,436	256,53	18:39:59
9	01:46,407	00:23,863	00:28,026	00:25,177	00:29,341	257,76	18:41:46
10	01:46,118	00:23,967	00:28,242	00:24,740	00:29,169	254,72	18:43:32
11	01:46,228	00:23,840	00:28,252	00:24,664	00:29,472	255,32	18:45:18
12	01:46,317	00:23,829	00:28,071	00:24,911	00:29,506	256,53	18:47:04
13	01:46,585	00:23,922	00:28,149	00:25,128	00:29,386	258,37	18:48:51
14	01:46,157	00:23,848	00:28,005	00:24,986	00:29,318	256,53	18:50:37

99 - ALVAREZ,Alberto P.Vmax: 3 T. Ideal: 01:46,317

V.	Tiempo	Sector 1	Sector 2	Sector 3	Sector 4	V.Max	Hora
1	FIRST LAP	00:31,421	00:29,868	00:26,341	00:29,956	195,30	18:27:31
2	01:50,113	00:24,943	00:29,298	00:26,046	00:29,826	262,77	18:29:21
3	01:49,690	00:24,940	00:29,258	00:25,772	00:29,720	256,53	18:31:11
4	01:49,537	00:24,917	00:29,080	00:25,288	00:30,252	258,37	18:33:00
5	01:49,099	00:25,217	00:28,981	00:25,604	00:29,297	257,14	18:34:49
6	01:49,015	00:25,069	00:28,810	00:25,864	00:29,272	258,99	18:36:38
7	01:48,182	00:24,616	00:28,629	00:25,788	00:29,149	260,87	18:38:27
8	01:48,815	00:24,608	00:28,596	00:25,975	00:29,636	258,37	18:40:15
9	01:46,989	00:24,225	00:28,423	00:25,300	00:29,041	263,41	18:42:02
10	01:47,268	00:24,329	00:28,549	00:25,363	00:29,027	260,24	18:43:50
11	01:47,609	00:24,307	00:28,341	00:25,395	00:29,566	260,87	18:45:37
12	01:47,224	00:24,052	00:28,189	00:25,244	00:29,739	260,24	18:47:24
13	01:48,109	00:24,555	00:28,626	00:25,219	00:29,709	244,90	18:49:13
14	01:46,778	00:24,140	00:28,378	00:25,049	00:29,211	254,12	18:50:59

112 - TRIAS,David P.Vmax: 6 T. Ideal: 01:48,845

V.	Tiempo	Sector 1	Sector 2	Sector 3	Sector 4	V.Max	Hora
1	FIRST LAP	00:31,029	00:29,848	00:26,306	00:30,067	194,95	18:27:31
2	01:52,776	00:25,768	00:29,837	00:26,534	00:30,637	252,34	18:29:23
3	01:50,449	00:25,300	00:29,180	00:25,698	00:30,271	248,85	18:31:14
4	01:50,387	00:25,163	00:29,137	00:25,981	00:30,106	251,75	18:33:04
5	01:50,087	00:24,754	00:29,396	00:26,070	00:29,867	254,12	18:34:54
6	01:50,298	00:24,668	00:28,928	00:26,266	00:30,436	251,16	18:36:45
7	01:50,588	00:24,722	00:29,070	00:25,893	00:30,903	243,79	18:38:35
8	01:49,403	00:24,620	00:28,842	00:26,187	00:29,754	247,71	18:40:25
9	01:49,882	00:24,704	00:28,980	00:26,035	00:30,163	255,92	18:42:14
10	01:50,492	00:24,759	00:29,215	00:26,194	00:30,324	251,16	18:44:05
11	01:50,099	00:24,728	00:29,051	00:25,835	00:30,485	250,00	18:45:55
12	01:50,448	00:24,909	00:29,167	00:26,061	00:30,311	249,42	18:47:46
13	01:50,478	00:24,551	00:29,389	00:26,035	00:30,503	251,16	18:49:36
14	01:50,396	00:24,779	00:29,049	00:26,039	00:30,529	248,28	18:51:26

177 - URRACA,Luis M. P.Vmax: 10 T. Ideal: 01:47,198

V.	Tiempo	Sector 1	Sector 2	Sector 3	Sector 4	V.Max	Hora
1	FIRST LAP	00:30,420	00:29,076	00:25,576	00:29,869	189,14	18:27:28
2	01:47,750	00:24,518	00:28,490	00:25,160	00:29,582	248,28	18:29:16
3	01:48,390	00:24,866	00:28,300	00:25,244	00:29,980	246,58	18:31:04
4	01:47,475	00:24,559	00:28,221	00:25,049	00:29,646	247,14	18:32:52
5	01:48,109	00:24,882	00:28,405	00:25,215	00:29,607	237,89	18:34:40
6	01:47,511	00:24,479	00:28,353	00:25,230	00:29,449	246,58	18:36:28





Circuit de la C.Valenciana

Motodes - Cuna de Campeones Circuit

ANALISIS PIT Carrera SE1-EXT MICHELIN P.C.

17 - SANTOS,Raúl			
Time IN	Time OUT	GAP	Lap
18:29:50,080	18:30:34,816	00:00:44,736	2
Num. P. 1		Total in PIT: 00:00:44,736	



CRONOCIRCUIT: oscar.gutierrez@circuitvalencia.com

LISTADO DEL PLANNING

	V1	V2	V3	V4	V5	V6	V7	V8	V9	V10	V11	V12	V13	V14
36 - GUTIERREZ,Oscar	11	11	11	11	11	11	11	11	36	36	36	36	36	36
11 - OLIVA,Oriol	36	36	36	36	36	36	36	36	11	11	11	11	11	17
54 - MUNERA,Blas	17	74	74	74	54	54	54	54	54	54	54	33	11	17
80 - FOLCH,Joan	74	80	80	54	74	74	74	80	80	80	80	54	33	33
74 - BADIA,Albert	80	177	177	80	80	80	80	74	74	74	74	80	54	54
99 - ALVAREZ,Alberto	177	54	54	177	177	177	35	35	35	35	35	74	80	80
35 - PERU,Mario	35	35	35	35	35	35	99	99	99	99	99	35	74	74
112 - TRIAS,David	112	99	99	99	99	99	112	112	112	112	112	99	35	99
17 - SANTOS,Raúl	99	112	112	112	112	112	33	33	33	17	17	112	99	35
33 - BENJUMEA,Manuel	54	33	33	33	33	33	17	17	17	33			112	112
- Not Classified:	33		17	17	17	17								
177 - URRACA,Luis M.														
123 - BERGA,Enrique														

Presidente del Jurado

Director de Carrera

Cronometrador





Motodes - Cuna de Campeones Circuit

15 - 16 de Mayo 2010

Laps: 14

Circuit de la C. Valenciana
Length: 4005 metros

Official Classification

Carrera SE6

MICHELIN P.C.

Pos.	N.	Rider	Team	Motorcycle	Nat.	Laps	Time	Best Lap	iL	Gap	Interval	Speed	Pt.	Cat.
1	21	FERNANDEZ,Luis	T.SP2	Yamaha	ESP	14	25:11,083	01:46,549	6	00:28,961	00:11,316	133,58	16	SE6
2	31	GOMIS,Juan	CMC Albacete	Yamaha	ESP	14	25:27,066	01:47,704	11	00:44,944	00:15,983	132,18	13	SE6
3	41	ALONSO,Koldo	GG Team	Yamaha	ESP	14	25:31,089	01:47,412	9	00:48,967	00:04,023	131,84	11	SE6
4	1	MULERO,Aitor	MC Pirineus	Honda	AND	14	25:47,807	01:48,204	14	01:05,685	00:03,278	130,41	7	SE6
5	13	GUZMAN,Isidoro	CMC Albacete	Yamaha	ESP	14	26:05,753	01:50,152	11	01:23,631	00:17,946	128,92	6	SE6
6	27	RODRIGUEZ,José	R.100 Motostion	Yamaha	ESP	14	26:33,182	01:51,709	2	01:51,060	00:00,160	126,7	3	SE6
7	16	CRUZ,Fco. De La		Yamaha	ESP	13	25:01,129	01:52,893	9	-1 Lap	00:00,409	124,86	1	SE6
8	46	PEDRO,Fco.De	CMM Deportivo	Yamaha	ESP	13	25:32,906	01:55,912	12	-1 Lap	00:09,360	122,27		SE6
DESCLASIFICADOS NO BANDERA														
.	12	RODRIGUEZ,Fran	Ilusión T.	Yamaha	ESP	9	16:13,584	01:46,970	9	-5 Lap	-4 Lap	133,28		SE6
.	23	ROIG,Josep A.		Honda	ESP	5	09:09,052	01:47,976	5	-9 Lap	-3 Lap	131,3		SE6
Excluded:														
.	220	SANCHEZ,Kevin	CM Cartagena	Kawasaki	ESP									SE6

Best Lap: Rider 21 - FERNANDEZ,Luis - Time: 01:46,549 at 135,32 Km/h

Circuit de la C. Valenciana

Final Official

Provisional Official

Length: 4005

Hour: 16:45:00

JURY:

Hour:

C.of the Course:

Hour:

C.Timekeeper:

Hour: 19:11:07



CRONOCIRCUIT: oscar.gutierrez@circuitvalencia.com



Motodes - Cuna de Campeones Circuit

15 - 16 de Mayo 2010

Laps: 14

Circuit de la C.Valenciana
Length: 4005 metros

Official Classification

Carrera SS

MICHELIN P.C.

Pos.	N.	Rider	Team	Motorcycle	Nat.	Laps	Time	Best Lap	iL	Gap	Interval	Speed	Pt.	Cat.
1	61	PALAU, Julio	CMC Albacete	Kawasaki	ESP	14	24:42,122	01:44,789	8			136,19	25	SS
2	67	VALLS, Jordi	CC Motor	Honda	ESP	14	24:59,767	01:46,105	5	00:17,645	00:17,645	134,59	20	SS
3	84	CARRILLI, José M.	MC Fuente Alamo	Honda	ESP	14	25:33,052	01:47,383	12	00:50,930	00:33,285	131,67	16	SS
4	55	DIAZ, Rubén	CMC Albacete	Kawasaki	ESP	14	25:35,738	01:48,155	9	00:53,616	00:02,686	131,44	13	SS
5	95	CARBONERO, Iván	MC Carbal	Kawasaki	ESP	14	25:44,529	01:44,476	5	01:02,407	00:08,791	130,69	11	SS
6	73	LOZANO, Francisco	CMC Albacete	Kawasaki	ESP	14	26:08,789	01:49,732	13	01:26,667	00:24,260	128,67	10	SS
7	59	ZABALA, Osoitz	GG Team	Suzuki	ESP	14	26:33,022	01:51,642	5	01:50,900	00:24,233	126,71	9	SS
.	79	LLORENS, Pere	MC Sant Hilari	Yamaha	ESP	13	DESCLAS.	01:46,219	4	-1 Lap	5 Lap			SS
9	96	RODRIGUEZ, Fco.J.	R.100 Motostion	Yamaha	ESP	13	25:00,720	01:53,556	13	-1 Lap	-1 Lap	124,9	8	SS
10	45	JIMENEZ, José L.		Suzuki	ESP	13	25:23,546	01:55,184	9	-1 Lap	00:22,826	123,02	7	SS
11	77	ALONSO, Patxi	GG Team	Honda	ESP	13	26:02,342	01:58,117	3	-1 Lap	00:38,796	119,97	6	SS
12	53	MARTIN, Iván	Bravo&Bravo	Yamaha	ESP	13	26:47,558	01:55,323	4	-1 Lap	00:45,216	116,6	5	SS
Not Classified:														
.	65	MONTESINOS, Juan	R.100 Motostion	Kawasaki	ESP	8	15:59,973	01:49,246	4	-6 Lap	-5 Lap	120,15		SS

Best Lap: Rider 95 - CARBONERO, Iván - Time: 01:44,476 at 138,00 Km/h

Circuit de la C.Valenciana

Final Official

Provisional Official

Length: 4005

Hour: 16:45:00

JURY:

Hour:

C.of the Course:

Hour:

C.Timekeeper:

Hour: 19:13:23



CRONOCIRCUIT: oscar.gutierrez@circuitvalencia.com



MotoDea



Motodes - Cuna de Campeones Circuit

15 - 16 de Mayo 2010

Laps: 14

Circuit de la C.Valenciana

Length: 4005 metros

Official Classification

Carrera SE6-SS MICHELIN P.C.

Pos.	N.	Rider	Team	Motorcycle	Nat.	Laps	Time	Best Lap	iL	Gap	Interval	Speed	Pt.	Cat.
1	61	PALAU,Julio	CMC Albacete	Kawasaki	ESP	14	24:42,122	01:44,789	8			136,19	25	SS
2	67	VALLS,Jordi	CC Motor	Honda	ESP	14	24:59,767	01:46,105	5	00:17,645	00:17,645	134,59	20	SS
3	21	FERNANDEZ,Luis	T.SP2	Yamaha	ESP	14	25:11,083	01:46,549	6	00:28,961	00:11,316	133,58	16	SE6
4	31	GOMIS,Juan	CMC Albacete	Yamaha	ESP	14	25:27,066	01:47,704	11	00:44,944	00:15,983	132,18	13	SE6
5	41	ALONSO,Koldo	GG Team	Yamaha	ESP	14	25:31,089	01:47,412	9	00:48,967	00:04,023	131,84	11	SE6
6	84	CARRILLI, José M.	MC Fuente Alamo	Honda	ESP	14	25:33,052	01:47,383	12	00:50,930	00:01,963	131,67	10	SS
7	55	DIAZ,Rubén	CMC Albacete	Kawasaki	ESP	14	25:35,738	01:48,155	9	00:53,616	00:02,686	131,44	9	SS
8	95	CARBONERO,Iván	MC Carbal	Kawasaki	ESP	14	25:44,529	01:44,476	5	01:02,407	00:08,791	130,69	8	SS
9	1	MULERO,Aitor	MC Pirineus	Honda	AND	14	25:47,807	01:48,204	14	01:05,685	00:03,278	130,41	7	SE6
10	13	GUZMAN,Isidoro	CMC Albacete	Yamaha	ESP	14	26:05,753	01:50,152	11	01:23,631	00:17,946	128,92	6	SE6
11	73	LOZANO,Francisco	CMC Albacete	Kawasaki	ESP	14	26:08,789	01:49,732	13	01:26,667	00:03,036	128,67	5	SS
12	59	ZABALA,Osoitz	GG Team	Suzuki	ESP	14	26:33,022	01:51,642	5	01:50,900	00:24,233	126,71	4	SS
13	27	RODRIGUEZ,José	R.100 Motostion	Yamaha	ESP	14	26:33,182	01:51,709	2	01:51,060	00:00,160	126,7	3	SE6
.	79	LLORENS,Pere	MC Sant Hilari	Yamaha	ESP	13	DESCLAS.	01:46,219	4	-1 Lap	-1 Lap			SS
15	96	RODRIGUEZ,Fco.J.	R.100 Motostion	Yamaha	ESP	13	25:00,720	01:53,556	13	-1 Lap	-1 Lap	124,9	2	SS
16	16	CRUZ,Fco. De La		Yamaha	ESP	13	25:01,129	01:52,893	9	-1 Lap	00:00,409	124,86	1	SE6
17	45	JIMENEZ,José L.		Suzuki	ESP	13	25:23,546	01:55,184	9	-1 Lap	00:22,417	123,02		SS
18	46	PEDRO,Fco.De	CMM Deportivo	Yamaha	ESP	13	25:32,906	01:55,912	12	-1 Lap	00:09,360	122,27		SE6
19	77	ALONSO,Patxi	GG Team	Honda	ESP	13	26:02,342	01:58,117	3	-1 Lap	00:29,436	119,97		SS
20	53	MARTIN,Iván	Bravo&Bravo	Yamaha	ESP	13	26:47,558	01:55,323	4	-1 Lap	00:45,216	116,6		SS
Not Classified:														
.	12	RODRIGUEZ,Fran	Ilusión T.	Yamaha	ESP	9	16:13,584	01:46,970	9	-5 Lap	-4 Lap	133,28		SE6
.	65	MONTESINOS,Juan	R.100 Motostion	Kawasaki	ESP	8	15:59,973	01:49,246	4	-6 Lap	-1 Lap	120,15		SS
.	23	ROIG,Josep A.		Honda	ESP	5	09:09,052	01:47,976	5	-9 Lap	-3 Lap	131,3		SE6
Excluido:														
.	220	SANCHEZ,Kevin	CM Cartagena	Kawasaki	ESP									SE6

Best Lap: Rider 95 - CARBONERO,Iván - Time: 01:44,476 at 138,00 Km/h

Circuit de la C.Valenciana

Final Official

Provisional Official

Length: 4005

Hour: 16:45:00

JURY:

Hour:

C.of the Course:

Hour:

C.Timekeeper:

Hour: 19:09:42



CRONOCIRCUIT: oscar.gutierrez@circuitvalencia.com

Parrilla de salida MICHELIN P.C. 1000-EXT

[4]

[3]

[2]

[1]

35

PERU, Mario
01:48,315

112

TRIAS, David
01:49,129

99

ALVAREZ, Alberto
01:50,146

33

BENJUMEA, Manuel
01:55,985

80

FOLCH, Joan
01:47,301

177

URRACA, Luis M.
01:47,477

123

BERGA, Enrique
01:45,522

54

MUNERA, Blas
01:47,512

11

OLIVA, Oriol
01:45,002

36

GUTIERREZ, Oscar
01:45,495

74

BADIA, Albert
01:46,476

17

SANTOS, Raul
01:47,169

C. Deportivos

Director de Carrera

Cronometrador

Circuit de la C.Valenciana

MICHELIN P.C.

Parrilla de salida MICHELIN P.C. 600-SS

[7]

	45	46	77	65
	JIMENEZ, José L. 01:57,627	PEDRO, Fco De 01:57,832	ALONSO, Patxi 01:58,999	MONTESINOS, Juan 02:04,182

[6]

	59	53	96	16
	ZABALA, Osoltz 01:52,375	MARTIN, Iván 01:53,974	RODRIGUEZ, Fco.J. 01:55,259	CRUZ, Fco. De La 01:56,419

[5]

	73	1	13	27
	LOZANO, Francisco 01:50,766	MULERO, Aitor 01:51,100	GUZMAN, Isidoro 01:51,684	RODRIGUEZ, José 01:51,710

[4]

	55	23	41	84
	DIAZ, Rubén 01:48,868	ROIG, Josep A. 01:49,064	ALONSO, Koldo 01:49,906	CARRILLI, José M. 01:50,430

[3]

	12	220	21	31
	RODRIGUEZ, Fran 01:47,235	SANCHEZ, Kevin 01:47,334	FERNANDEZ, Luis 01:47,659	GOMIS, Juan 01:48,505

[2]

	95	61	67	79
	CARBONERO, Iván 01:44,183	PALAU, Julio 01:44,988	VALLS, Jordi 01:46,577	LLORENS, Pere 01:46,647

[1]



C. Deportivos

Director de Carrera

Cronometrador